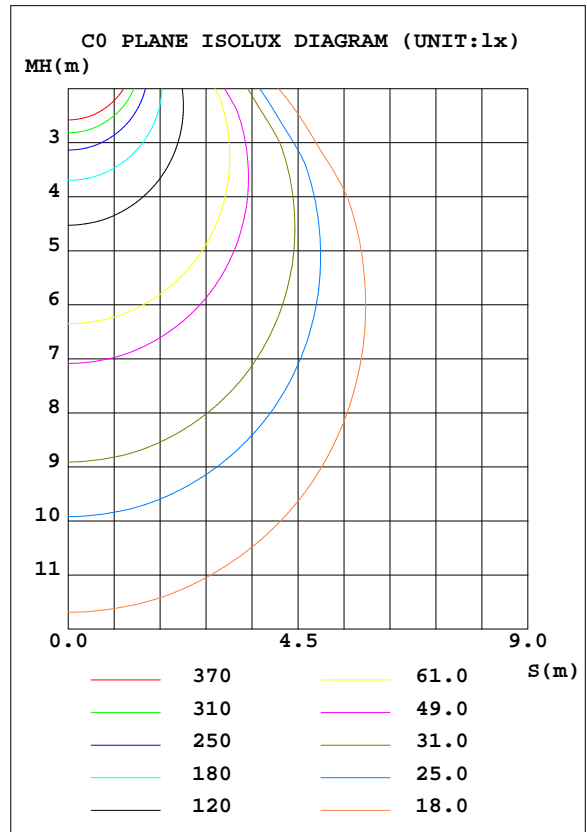
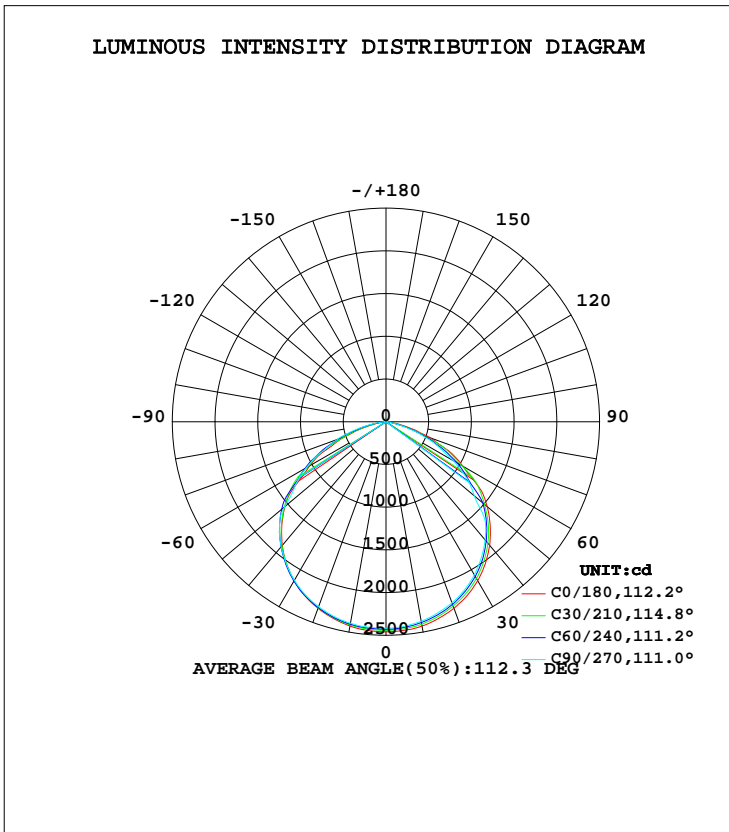


LUMINAIRE PHOTOMETRIC TEST REPORT

Test:U:232.1V I:0.2467A P:52.11W PF:0.9100 Lamp Flux:6852.77x1 lm		
NAME: F2133-50W	TYPE:	WEIGHT:
DIM.:	SPEC.:	SERIAL No.:
MFR.:	SUR.:0.20*0.20	PROTECTION ANGLE:

DATA OF LAMP		PHOTOMETRIC DATA Eff: 131.51 lm/W			
MODEL	F2133-50W	I <sub>max</sub> (cd)	2459	S/MH(C0/180)	1.30
NOMINAL POWER(W)	52	LOR(%)	100.0	S/MH(C90/270)	1.27
RATED VOLTAGE(V)	232	TOTAL FLUX(lm)	6852.8	η UP, DN(C0-180)	0.9,47.3
NOMINAL FLUX(lm)	6852.77	CIE CLASS	DIRECT	η UP, DN(C180-360)	0.9,51.0
LAMPS INSIDE	1	η up(%)	1.8	CIBSE SHR NOM	1.25
TEST VOLTAGE(V)	232.1	η down(%)	98.2	CIBSE SHR MAX	1.35



C Range: 0 - 360DEG  
 C Interval: 30.0DEG  
 Test Speed: HIGH  
 Temperature:25.3DEG  
 Operators:fit  
 Test Date:2020-05-16

γ Range: 0 - 180DEG  
 γ Interval: 1.0DEG  
 Test System:EVERFINE GO-2000B\_V1 SYSTEM V2.0.267  
 Humidity:65.0%  
 Test Distance:8.000m [K=0.7312]  
 Remarks:

ZONAL FLUX DIAGRAM

ZONAL FLUX DIAGRAM:

γ	C0	C45	C90	C135	C180	C225	C270	C315	γ	Φ zone	Φ total	Φlum,lamp
10	2428	2396	2372	2359	2428	2411	2396	2380	0- 10	229.9	229.9	3.36,3.36
20	2324	2285	2255	2245	2324	2316	2305	2292	10- 20	663.8	893.7	13,13
30	2147	2103	2068	2057	2148	2151	2145	2134	20- 30	1021	1914	27.9,27.9
40	1888	1840	1805	1791	1888	1902	1908	1895	30- 40	1250	3165	46.2,46.2
50	1548	1494	1352	1422	1543	1572	1550	1580	40- 50	1312	4476	65.3,65.3
60	1038	992.3	911.5	918.6	1030	1085	1078	1131	50- 60	1139	5615	81.9,81.9
70	550.6	464.7	432.1	414.7	517.8	552.2	605.7	609.6	60- 70	763.6	6379	93.1,93.1
80	115.3	82.55	60.34	57.82	89.51	129.9	159.6	169.0	70- 80	309.5	6688	97.6,97.6
90	12.25	11.63	11.62	11.63	12.16	13.25	14.93	15.63	80- 90	43.51	6732	98.2,98.2
100	13.43	13.61	13.66	13.64	14.22	13.73	13.41	13.46	90-100	13.89	6746	98.4,98.4
110	16.06	16.17	16.30	16.15	16.85	16.27	15.91	15.92	100-110	15.73	6762	98.7,98.7
120	18.64	18.67	18.83	18.55	19.50	18.86	18.41	18.48	110-120	17.32	6779	98.9,98.9
130	21.03	21.07	21.25	20.90	21.96	21.29	20.96	20.88	120-130	17.84	6797	99.2,99.2
140	23.34	23.51	23.61	23.31	24.40	23.72	23.35	23.29	130-140	17.27	6814	99.4,99.4
150	25.45	26.00	25.47	25.71	26.93	26.16	25.77	25.67	140-150	15.50	6829	99.7,99.7
160	27.77	27.69	27.63	27.28	29.08	28.05	27.85	27.61	150-160	12.41	6842	99.8,99.8
170	29.84	29.46	29.44	28.88	30.66	29.72	29.49	29.15	160-170	8.124	6850	100,100
180	29.54	28.95	29.07	28.59	29.72	28.95	28.97	28.60	170-180	2.807	6853	100,100
DEG	LUMINOUS INTENSITY:cd									UNIT:lm		

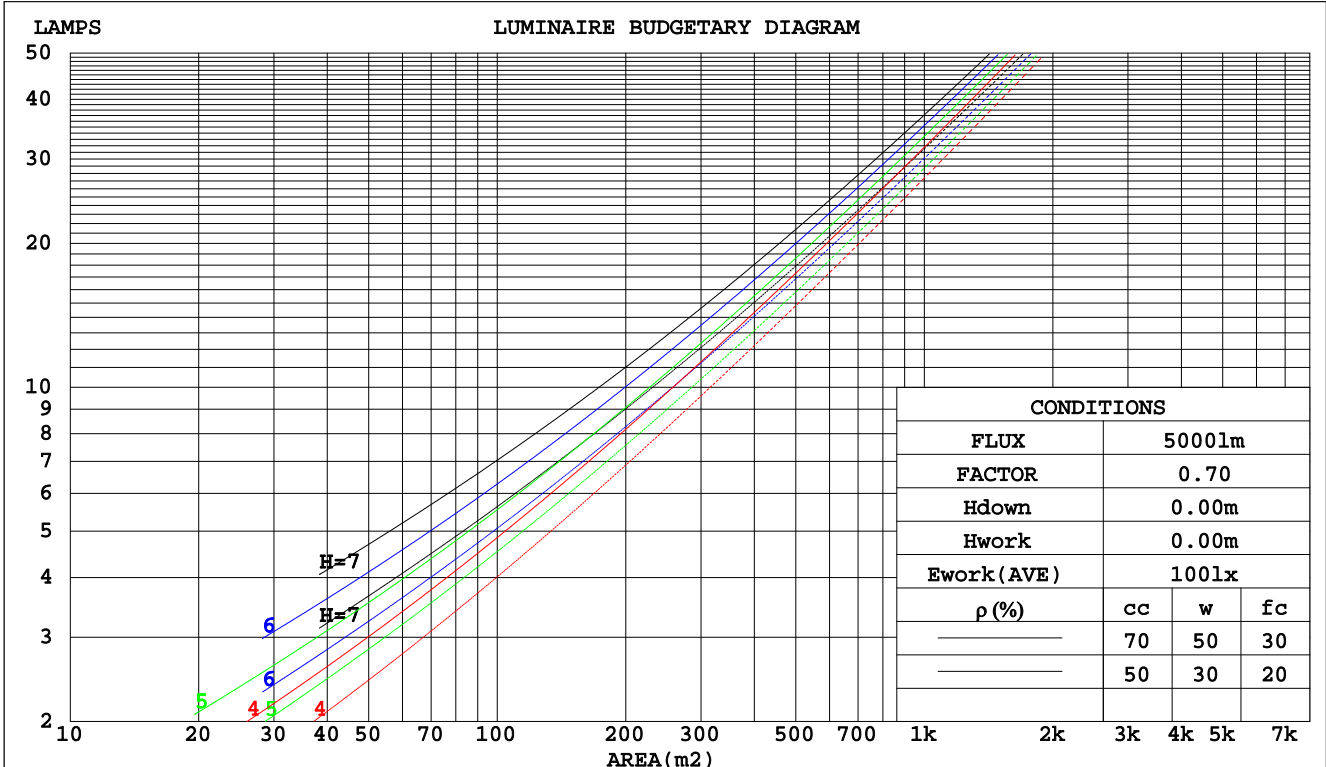
C Range: 0 - 360DEG  
 C Interval: 30.0DEG  
 Test Speed: HIGH  
 Temperature:25.3DEG  
 Operators:fit  
 Test Date:2020-05-16

γ Range: 0 - 180DEG  
 γ Interval: 1.0DEG  
 Test System:EVERFINE GO-2000B\_V1 SYSTEM V2.0.267  
 Humidity:65.0%  
 Test Distance:8.000m [K=0.7312]  
 Remarks:

CU AND LUMINAIRE BUDGETARY ESTIMATE DIAGRAM

Test:U:232.1V I:0.2467A P:52.11W PF:0.9100 Lamp Flux:6852.77x1 lm		
NAME: F2133-50W	TYPE:	WEIGHT:
DIM.:	SPEC.:	SERIAL No.:
MFR.:	SUR.:0.20*0.20	PROTECTION ANGLE:

pcc	80%			70%			50%			30%			10%			0
	50%	30%	10%	50%	30%	10%	50%	30%	10%	50%	30%	10%	50%	30%	10%	0
pw																
pfc	20%			20%			20%			20%			20%			0
RCR	RCR:Room Cavity Ratio						Coefficients of Utilization(CU)									
0.0	1.19	1.19	1.19	1.16	1.16	1.16	1.10	1.10	1.10	1.05	1.05	1.05	1.00	1.00	1.00	.98
1.0	1.05	1.01	.97	1.02	.99	.96	.98	.95	.92	.94	.91	.89	.90	.88	.86	.84
2.0	.92	.86	.80	.90	.84	.79	.86	.81	.77	.83	.79	.75	.79	.76	.73	.71
3.0	.81	.73	.67	.79	.72	.66	.76	.70	.65	.73	.68	.64	.70	.66	.62	.60
4.0	.72	.63	.57	.70	.63	.56	.68	.61	.55	.65	.59	.54	.63	.58	.54	.51
5.0	.64	.55	.49	.63	.55	.49	.61	.53	.48	.59	.52	.47	.57	.51	.47	.44
6.0	.58	.49	.43	.57	.48	.42	.55	.47	.42	.53	.46	.41	.51	.45	.41	.39
7.0	.52	.44	.38	.51	.43	.38	.50	.42	.37	.48	.42	.37	.47	.41	.36	.34
8.0	.48	.39	.34	.47	.39	.33	.46	.38	.33	.44	.38	.33	.43	.37	.33	.31
9.0	.44	.36	.30	.43	.35	.30	.42	.35	.30	.41	.34	.30	.40	.34	.29	.27
10.0	.40	.33	.27	.40	.32	.27	.39	.32	.27	.38	.31	.27	.37	.31	.27	.25



C Range: 0 - 360DEG  
 C Interval: 30.0DEG  
 Test Speed: HIGH  
 Temperature: 25.3DEG  
 Operators: fit  
 Test Date: 2020-05-16

γ Range: 0 - 180DEG  
 γ Interval: 1.0DEG  
 Test System: EVERFINE GO-2000B\_V1 SYSTEM V2.0.267  
 Humidity: 65.0%  
 Test Distance: 8.000m [K=0.7312]  
 Remarks:

WEC AND CCEC

Test:U:232.1V I:0.2467A P:52.11W PF:0.9100 Lamp Flux:6852.77x1 lm		
NAME: F2133-50W	TYPE:	WEIGHT:
DIM.:	SPEC.:	SERIAL No.:
MFR.:	SUR.:0.20*0.20	PROTECTION ANGLE:

ρcc	80%			70%			50%			30%			10%			0
ρw	50%	30%	10%	50%	30%	10%	50%	30%	10%	50%	30%	10%	50%	30%	10%	0
ρfc	20%			20%			20%			20%			20%			0
RCR	RCR:Room Cavity Ratio						Wall Exitance Coefficients(WEC)									
0.0																
1.0	.283	.161	.051	.275	.157	.050	.261	.150	.048	.248	.143	.046	.236	.137	.044	
2.0	.273	.150	.046	.267	.147	.045	.254	.141	.044	.243	.136	.043	.232	.131	.041	
3.0	.257	.137	.041	.251	.134	.040	.240	.130	.039	.230	.126	.039	.220	.122	.038	
4.0	.239	.124	.037	.234	.123	.036	.224	.119	.036	.215	.116	.035	.207	.112	.034	
5.0	.223	.114	.033	.218	.112	.033	.210	.109	.032	.201	.106	.032	.194	.104	.031	
6.0	.208	.104	.030	.204	.103	.030	.196	.100	.029	.189	.098	.029	.182	.096	.028	
7.0	.194	.096	.027	.191	.095	.027	.184	.093	.027	.177	.091	.026	.171	.089	.026	
8.0	.182	.089	.025	.179	.088	.025	.172	.086	.025	.166	.084	.024	.161	.083	.024	
9.0	.171	.083	.023	.168	.082	.023	.162	.080	.023	.157	.079	.023	.152	.077	.022	
10.0	.161	.077	.021	.158	.077	.021	.153	.075	.021	.148	.074	.021	.144	.072	.021	

ρcc	80%			70%			50%			30%			10%			0
ρw	50%	30%	10%	50%	30%	10%	50%	30%	10%	50%	30%	10%	50%	30%	10%	0
ρfc	20%			20%			20%			20%			20%			0
RCR	RCR:Room Cavity Ratio						Ceiling Cavity Exitance Coefficients(CCEC)									
0.0	.204	.204	.204	.174	.174	.174	.119	.119	.119	.068	.068	.068	.022	.022	.022	
1.0	.192	.170	.150	.164	.146	.129	.112	.100	.089	.065	.058	.052	.021	.019	.017	
2.0	.183	.146	.114	.157	.125	.098	.108	.087	.069	.062	.050	.040	.020	.016	.013	
3.0	.176	.128	.090	.151	.110	.078	.103	.077	.055	.060	.045	.032	.019	.015	.011	
4.0	.168	.115	.074	.144	.099	.064	.099	.069	.045	.057	.040	.027	.018	.013	.009	
5.0	.161	.104	.062	.138	.090	.054	.095	.063	.038	.055	.037	.023	.018	.012	.007	
6.0	.154	.096	.054	.133	.083	.047	.091	.058	.033	.053	.034	.020	.017	.011	.007	
7.0	.148	.089	.048	.127	.077	.042	.088	.054	.029	.051	.032	.018	.016	.010	.006	
8.0	.141	.083	.043	.122	.072	.038	.084	.051	.027	.049	.030	.016	.016	.010	.005	
9.0	.136	.078	.039	.117	.068	.034	.081	.048	.024	.047	.028	.015	.015	.009	.005	
10.0	.130	.074	.037	.112	.064	.032	.078	.045	.023	.045	.027	.014	.015	.009	.004	

C Range: 0 - 360DEG  
 C Interval: 30.0DEG  
 Test Speed: HIGH  
 Temperature:25.3DEG  
 Operators:fit  
 Test Date:2020-05-16

γ Range: 0 - 180DEG  
 γ Interval: 1.0DEG  
 Test System:EVERFINE GO-2000B\_V1 SYSTEM V2.0.267  
 Humidity:65.0%  
 Test Distance:8.000m [K=0.7312]  
 Remarks:

Uncorrected UGR Table

Test:U:232.1V I:0.2467A P:52.11W PF:0.9100 Lamp Flux:6852.77x1 lm										
NAME: F2133-50W					TYPE:			WEIGHT:		
DIM.:					SPEC.:			SERIAL No.:		
MFR.:					SUR.:0.20*0.20			PROTECTION ANGLE:		
ceiling/cavity	0.7	0.7	0.5	0.5	0.3	0.7	0.7	0.5	0.5	0.3
walls	0.5	0.3	0.5	0.3	0.3	0.5	0.3	0.5	0.3	0.3
working plane	0.2	0.2	0.2	0.2	0.2	0.2	0.2	0.2	0.2	0.2
Room dimensions	Viewed crosswise					Viewed endwise				
x = 2H y = 2H	26.9	28.3	27.2	28.5	28.8	26.3	27.7	26.6	28.0	28.2
3H	27.9	29.3	28.2	29.5	29.8	27.2	28.5	27.5	28.8	29.0
4H	28.2	29.4	28.5	29.7	30.0	27.3	28.6	27.7	28.9	29.2
6H	28.2	29.4	28.6	29.7	30.0	27.3	28.5	27.7	28.8	29.1
8H	28.2	29.4	28.6	29.7	30.0	27.3	28.4	27.6	28.7	29.0
12H	28.2	29.3	28.5	29.6	29.9	27.2	28.3	27.6	28.6	29.0
4H 2H	27.3	28.5	27.6	28.8	29.1	26.8	28.1	27.1	28.3	28.6
3H	28.4	29.5	28.8	29.9	30.2	27.8	28.9	28.2	29.2	29.6
4H	28.8	29.8	29.2	30.1	30.5	28.0	29.0	28.4	29.4	29.7
6H	28.9	29.7	29.3	30.1	30.5	28.0	28.9	28.4	29.3	29.7
8H	28.9	29.7	29.3	30.1	30.5	28.0	28.8	28.4	29.2	29.6
12H	28.8	29.6	29.3	30.0	30.4	27.9	28.7	28.4	29.1	29.6
8H 4H	28.8	29.6	29.2	30.0	30.4	28.1	28.9	28.5	29.3	29.7
6H	28.9	29.6	29.4	30.0	30.5	28.1	28.8	28.6	29.2	29.7
8H	28.9	29.5	29.4	30.0	30.5	28.1	28.7	28.6	29.1	29.6
12H	28.9	29.4	29.4	29.9	30.4	28.1	28.6	28.6	29.0	29.6
12H 4H	28.7	29.5	29.2	29.9	30.3	28.0	28.8	28.5	29.2	29.6
6H	28.9	29.5	29.4	29.9	30.4	28.1	28.7	28.6	29.1	29.6
8H	28.9	29.4	29.4	29.9	30.4	28.1	28.6	28.6	29.0	29.6
Variations with the observer position at spacings:										
S = 1.0H	+ 0.3 / - 0.4					+ 0.3 / - 0.4				
1.5H	+ 0.4 / - 0.6					+ 0.2 / - 0.5				
2.0H	+ 0.5 / - 0.6					+ 0.5 / - 0.7				

CIE Pub.117 Corrected 6853 lm Total Lamp Luminous Flux.(8log(F/F0) = 6.7)

C Range: 0 - 360DEG  
 C Interval: 30.0DEG  
 Test Speed: HIGH  
 Temperature:25.3DEG  
 Operators:fit  
 Test Date:2020-05-16

γ Range: 0 - 180DEG  
 γ Interval: 1.0DEG  
 Test System:EVERFINE GO-2000B\_V1 SYSTEM V2.0.267  
 Humidity:65.0%  
 Test Distance:8.000m [K=0.7312]  
 Remarks:

UTILIZATION FACTORS TABLE

Test:U:232.1V I:0.2467A P:52.11W PF:0.9100 Lamp Flux:6852.77x1 lm		
NAME: F2133-50W	TYPE:	WEIGHT:
DIM.:	SPEC.:	SERIAL No.:
MFR.:	SUR.:0.20*0.20	PROTECTION ANGLE:

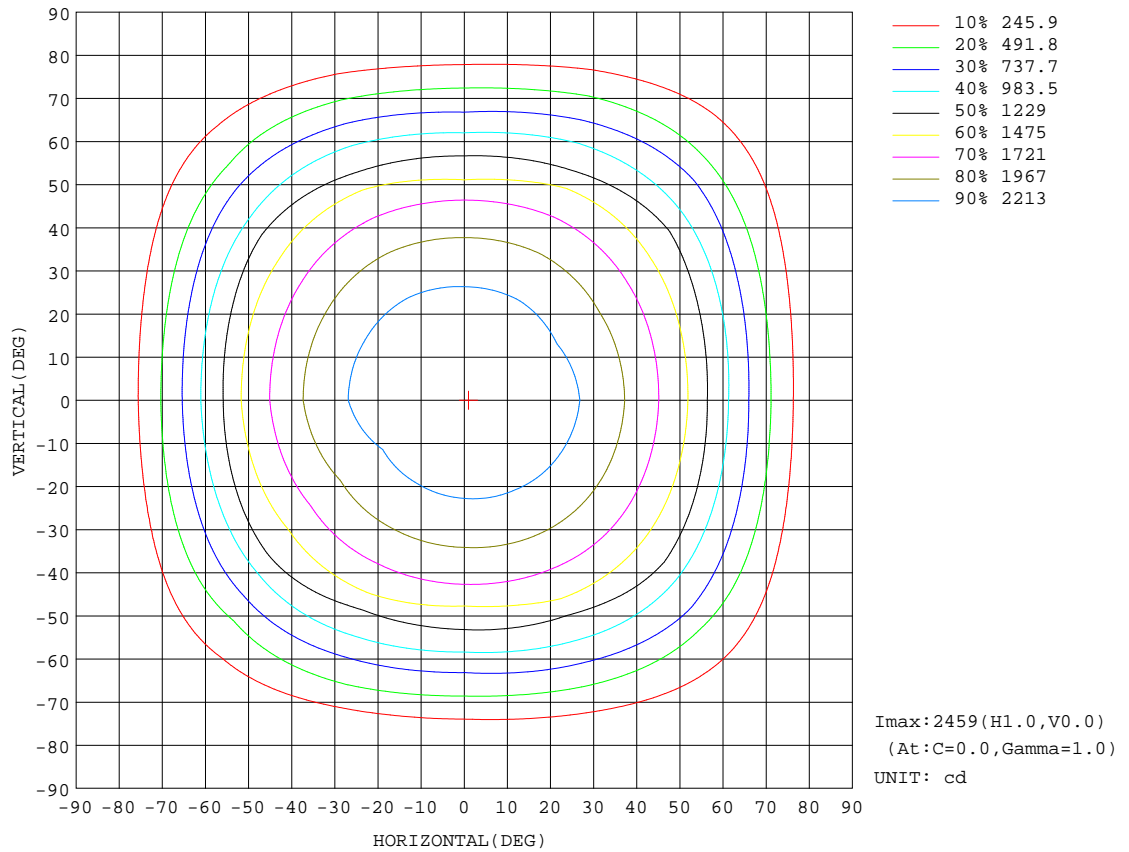
REFLECTANCE										
Ceiling	0.8	0.8	0.8	0.7	0.7	0.7	0.5	0.5	0.5	0
Walls	0.7	0.5	0.3	0.7	0.5	0.3	0.7	0.5	0.3	0
Working plane	0.2	0.2	0.2	0.2	0.2	0.2	0.2	0.2	0.2	0
ROOM INDEX	UTILIZATION FACTORS(PERCENT) $k(RI) \times RCR = 5$									
k = 0.60	58	47	40	57	46	40	56	46	39	33
0.80	68	57	50	67	57	50	65	56	49	42
1.00	77	66	59	76	66	59	73	67	58	51
1.25	84	74	67	83	73	67	80	72	66	59
1.50	89	80	73	88	79	73	84	77	71	64
2.00	96	88	82	94	87	81	91	84	79	72
2.50	100	93	87	98	91	86	94	88	84	75
3.00	103	97	92	101	95	90	97	92	88	79
4.00	107	102	97	104	100	96	100	96	93	84
5.00	109	105	101	107	103	99	102	99	96	86
ROOM INDEX	UF(total)									Direct
According to DIN EN 13032-2 2004			Suspended				SHRNOM = 1.25			

C Range: 0 - 360DEG  
 C Interval: 30.0DEG  
 Test Speed: HIGH  
 Temperature:25.3DEG  
 Operators:fit  
 Test Date:2020-05-16

$\gamma$  Range: 0 - 180DEG  
 $\gamma$  Interval: 1.0DEG  
 Test System:EVERFINE GO-2000B\_V1 SYSTEM V2.0.267  
 Humidity:65.0%  
 Test Distance:8.000m [K=0.7312]  
 Remarks:

**ISOCANDELA DIAGRAM**

Test:U:232.1V I:0.2467A P:52.11W PF:0.9100 Lamp Flux:6852.77x1 lm		
NAME: F2133-50W	TYPE:	WEIGHT:
DIM.:	SPEC.:	SERIAL No.:
MFR.:	SUR.:0.20*0.20	PROTECTION ANGLE:

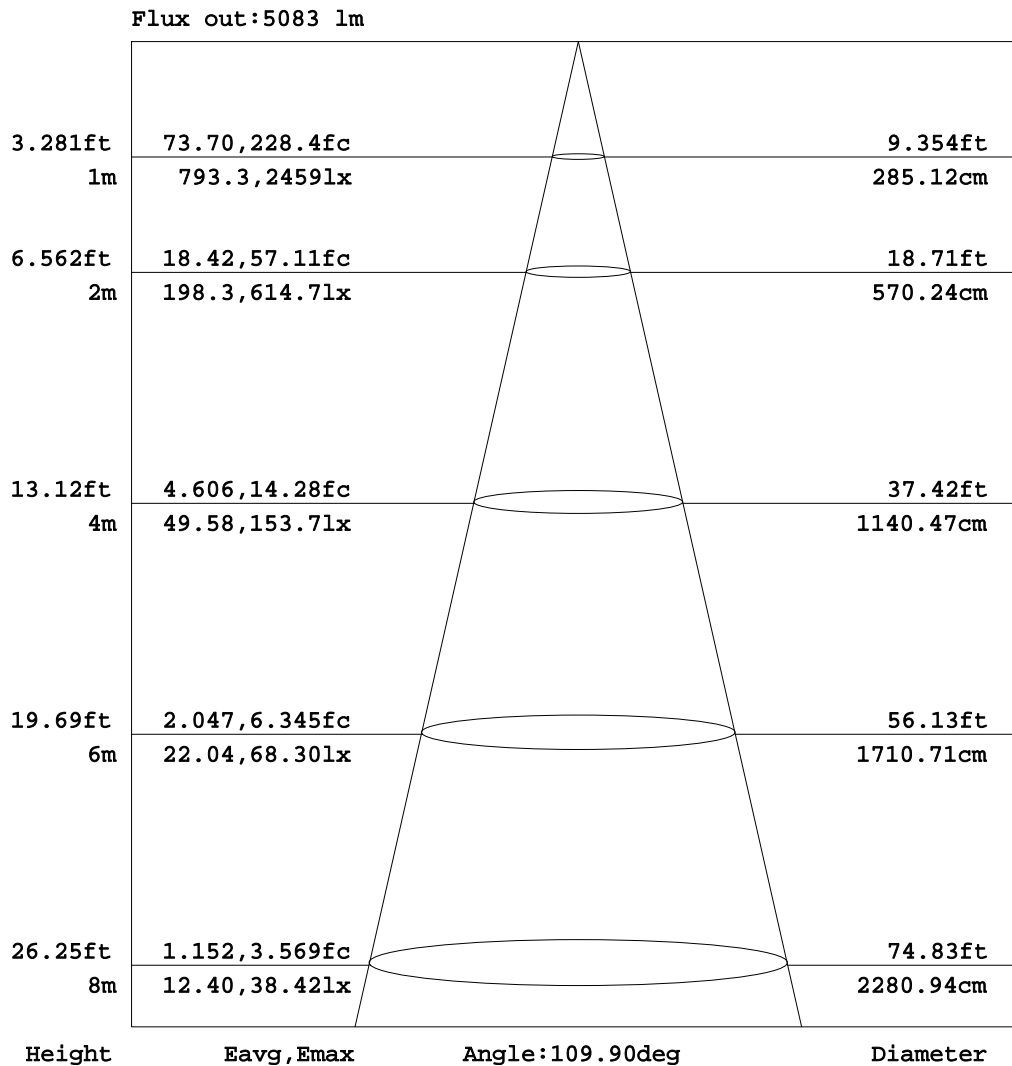


C Range: 0 - 360DEG  
 C Interval: 30.0DEG  
 Test Speed: HIGH  
 Temperature: 25.3DEG  
 Operators: fit  
 Test Date: 2020-05-16

γ Range: 0 - 180DEG  
 γ Interval: 1.0DEG  
 Test System: EVERFINE GO-2000B\_V1 SYSTEM V2.0.267  
 Humidity: 65.0%  
 Test Distance: 8.000m [K=0.7312]  
 Remarks:

AAI Figure

Test:U:232.1V I:0.2467A P:52.11W PF:0.9100 Lamp Flux:6852.77x1 lm		
NAME: F2133-50W	TYPE:	WEIGHT:
DIM.:	SPEC.:	SERIAL No.:
MFR.:	SUR.:0.20*0.20	PROTECTION ANGLE:



Note:The Curves indicate the illuminated area and the average illumination when the luminaire is at different distance.

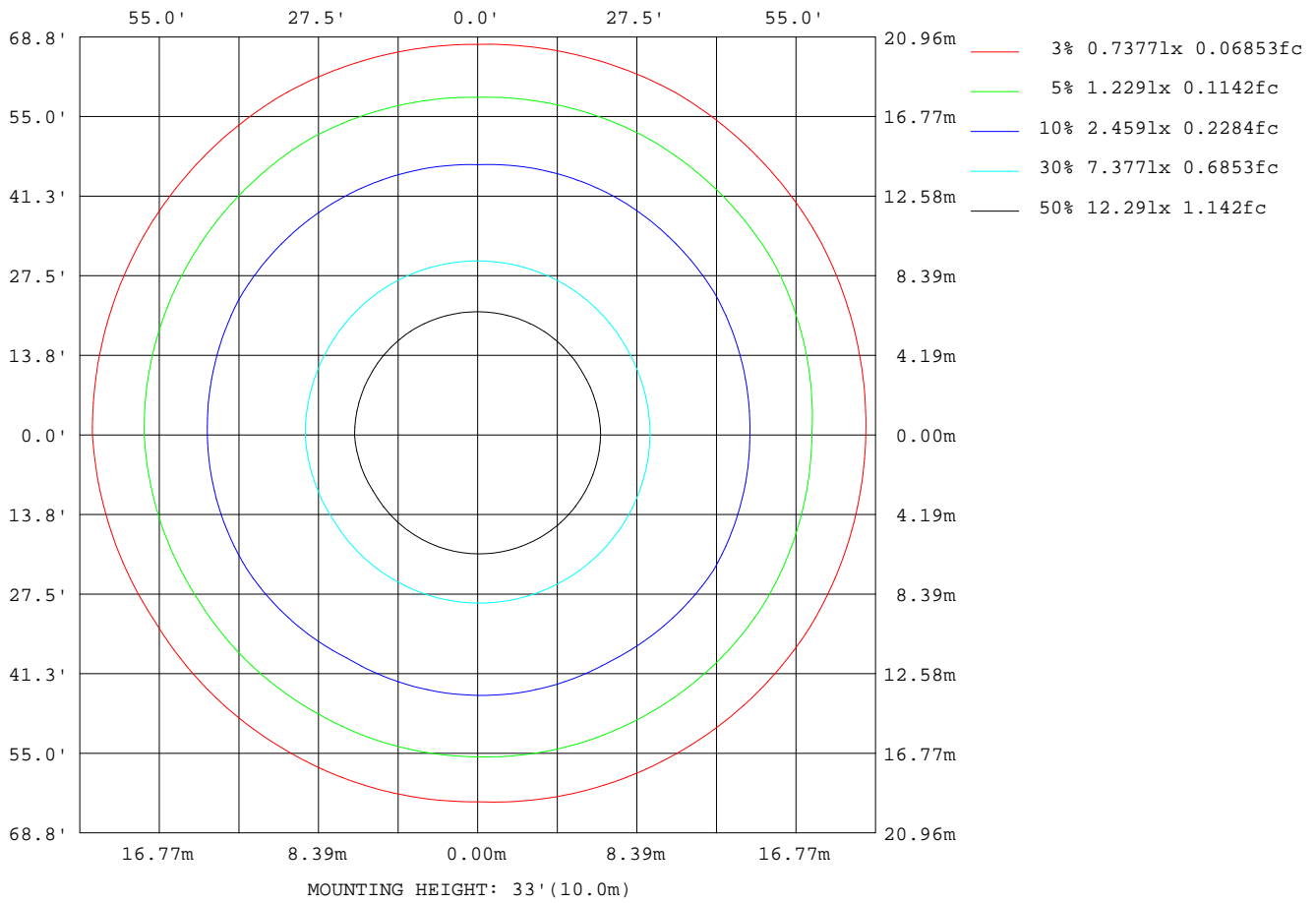
C Range: 0 - 360DEG  
 C Interval: 30.0DEG  
 Test Speed: HIGH  
 Temperature:25.3DEG  
 Operators:fit  
 Test Date:2020-05-16

γ Range: 0 - 180DEG  
 γ Interval: 1.0DEG  
 Test System:EVERFINE GO-2000B\_V1 SYSTEM V2.0.267  
 Humidity:65.0%  
 Test Distance:8.000m [K=0.7312]  
 Remarks:



**ISOLUX DIAGRAM**

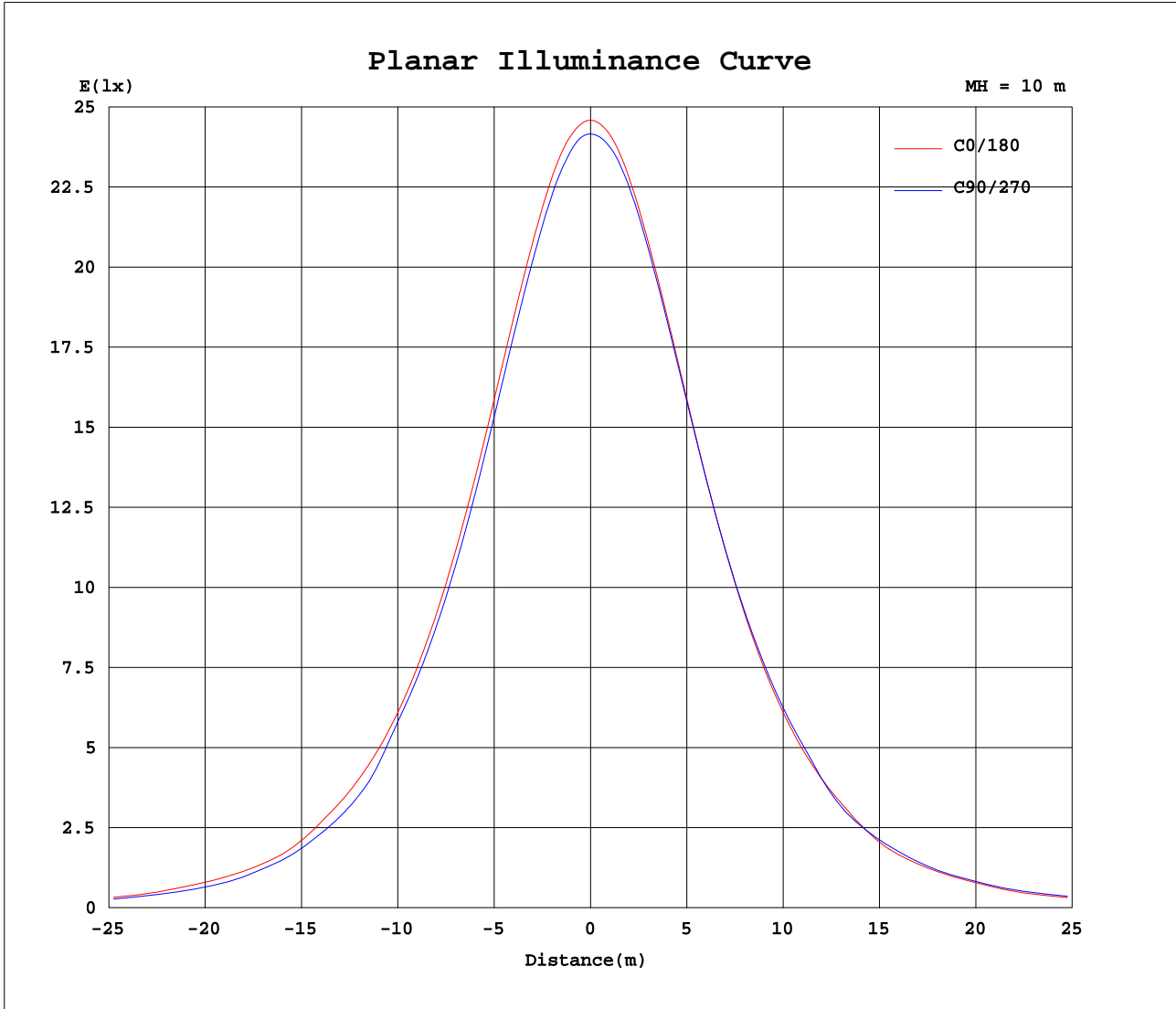
Test:U:232.1V I:0.2467A P:52.11W PF:0.9100 Lamp Flux:6852.77x1 lm		
NAME: F2133-50W	TYPE:	WEIGHT:
DIM.:	SPEC.:	SERIAL No.:
MFR.:	SUR.:0.20*0.20	PROTECTION ANGLE:



C Range: 0 - 360DEG  
 C Interval: 30.0DEG  
 Test Speed: HIGH  
 Temperature:25.3DEG  
 Operators:fit  
 Test Date:2020-05-16

γ Range: 0 - 180DEG  
 γ Interval: 1.0DEG  
 Test System:EVERFINE GO-2000B\_V1 SYSTEM V2.0.267  
 Humidity:65.0%  
 Test Distance:8.000m [K=0.7312]  
 Remarks:

Planar Illuminance Curve



C Range: 0 - 360DEG  
 C Interval: 30.0DEG  
 Test Speed: HIGH  
 Temperature: 25.3DEG  
 Operators: fit  
 Test Date: 2020-05-16

$\gamma$  Range: 0 - 180DEG  
 $\gamma$  Interval: 1.0DEG  
 Test System: EVERFINE GO-2000B\_V1 SYSTEM V2.0.267  
 Humidity: 65.0%  
 Test Distance: 8.000m [K=0.7312]  
 Remarks:

LUMINOUS DISTRIBUTION INTENSITY DATA

Test:U:232.1V I:0.2467A P:52.11W PF:0.9100 Lamp Flux:6852.77x1 lm		
NAME: F2133-50W	TYPE:	WEIGHT:
DIM.:	SPEC.:	SERIAL No.:
MFR.:	SUR.:0.20*0.20	PROTECTION ANGLE:

Table--1

UNIT: cd

C( DEG) γ (DEG)	0	30	60	90	120	150	180	210	240	270	300	330							
0	2459	2441	2428	2416	2406	2397	2459	2441	2428	2416	2406	2397							
5	2450	2433	2417	2405	2393	2386	2452	2436	2423	2412	2401	2389							
10	2428	2406	2386	2372	2362	2357	2428	2416	2406	2396	2386	2374							
15	2383	2359	2339	2320	2313	2307	2384	2375	2370	2359	2353	2338							
20	2324	2295	2275	2255	2247	2244	2324	2318	2315	2305	2300	2284							
25	2246	2217	2191	2173	2161	2161	2248	2243	2245	2234	2233	2213							
30	2147	2117	2090	2068	2056	2057	2148	2148	2154	2145	2144	2124							
35	2028	1996	1969	1944	1932	1937	2030	2029	2042	2033	2035	2012							
40	1888	1855	1825	1805	1788	1794	1888	1894	1910	1908	1908	1882							
45	1724	1692	1663	1643	1628	1626	1725	1734	1764	1766	1764	1735							
50	1548	1508	1479	1352	1407	1438	1543	1552	1593	1550	1599	1561							
55	1321	1315	1173	1159	1137	1247	1291	1351	1334	1292	1361	1372							
60	1038	1024	960	912	900	938	1030	1072	1098	1078	1113	1149							
65	811	788	703	663	644	666	764	824	851	821	875	868							
70	551	478	452	432	412	418	518	508	597	606	624	595							
75	304	262	230	215	193	194	264	287	343	384	381	362							
80	115	94.4	70.7	60.3	56.7	59.0	89.5	111	149	160	179	159							
85	28.2	24.2	19.4	16.9	15.6	16.5	23.2	27.0	39.4	46.9	50.2	43.9							
90	12.3	11.6	11.6	11.6	11.7	11.6	12.2	12.5	14.0	14.9	16.3	15.0							
95	12.4	12.5	12.6	12.6	12.6	12.5	13.1	12.8	12.5	12.4	12.4	12.5							
100	13.4	13.5	13.7	13.7	13.7	13.6	14.2	13.9	13.6	13.4	13.4	13.5							
105	14.7	14.8	15.0	15.0	14.9	14.8	15.5	15.1	14.8	14.6	14.6	14.7							
110	16.1	16.1	16.2	16.3	16.2	16.1	16.9	16.4	16.1	15.9	15.9	16.0							
115	17.5	17.5	17.5	17.6	17.5	17.4	18.1	17.7	17.4	17.2	17.2	17.3							
120	18.6	18.7	18.7	18.8	18.6	18.5	19.5	19.0	18.7	18.4	18.5	18.5							
125	19.8	19.8	19.8	20.0	19.8	19.6	20.8	20.3	19.9	19.7	19.7	19.7							
130	21.0	21.1	21.1	21.2	21.0	20.8	22.0	21.5	21.1	21.0	20.9	20.9							
135	22.2	22.2	22.3	22.5	22.2	22.0	23.2	22.7	22.3	22.2	22.1	22.1							
140	23.3	23.5	23.6	23.6	23.5	23.1	24.4	23.9	23.6	23.3	23.3	23.3							
145	24.5	24.8	24.8	24.8	24.7	24.4	25.6	25.1	24.8	24.4	24.4	24.5							
150	25.5	26.0	26.0	25.5	25.9	25.5	26.9	26.3	26.1	25.8	25.6	25.8							
155	26.6	27.0	26.6	26.6	26.6	26.2	28.0	27.2	27.1	26.8	26.5	26.8							
160	27.8	28.0	27.3	27.6	27.5	27.0	29.1	28.0	28.1	27.9	27.4	27.8							
165	29.0	29.0	28.4	28.7	28.4	28.1	30.0	29.0	29.0	28.8	28.5	28.7							
170	29.8	29.7	29.2	29.4	29.0	28.8	30.7	29.7	29.7	29.5	29.2	29.1							
175	29.7	29.4	28.9	29.2	28.8	28.6	30.5	29.6	29.6	29.5	29.2	29.1							
180	29.5	29.1	28.8	29.1	28.6	28.6	29.7	29.0	28.9	29.0	28.7	28.5							

C Range: 0 - 360DEG  
 C Interval: 30.0DEG  
 Test Speed: HIGH  
 Temperature:25.3DEG  
 Operators:fit  
 Test Date:2020-05-16

γ Range: 0 - 180DEG  
 γ Interval: 1.0DEG  
 Test System:EVERFINE GO-2000B\_V1 SYSTEM V2.0.267  
 Humidity:65.0%  
 Test Distance:8.000m [K=0.7312]  
 Remarks: