


## FICHA TÉCNICA DATA SHEET FICHA TÉCNICA



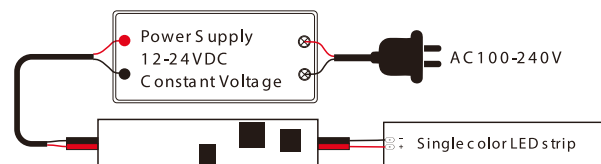
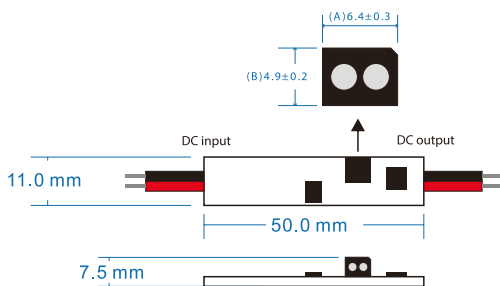
### 24V LED STRIPS ACCESSORIES. Door sensor

Sensor de puerta  
Door sensor  
Sensor da porta

96W

**5**  
YEAR  
WARRANTY

  
-30° | +55°



**FT-2801**  
**F2885**

Input voltage	12-24VDC
Output voltage	12-24VDC
Output power	Max. 48W@12V Max. 96W@24V
Detect. distance	<10 cm
Detect. angle	15-30