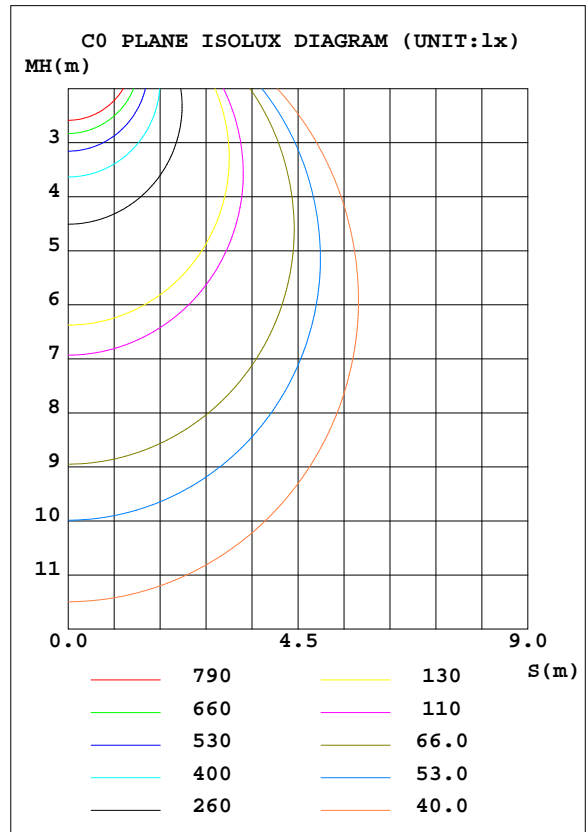
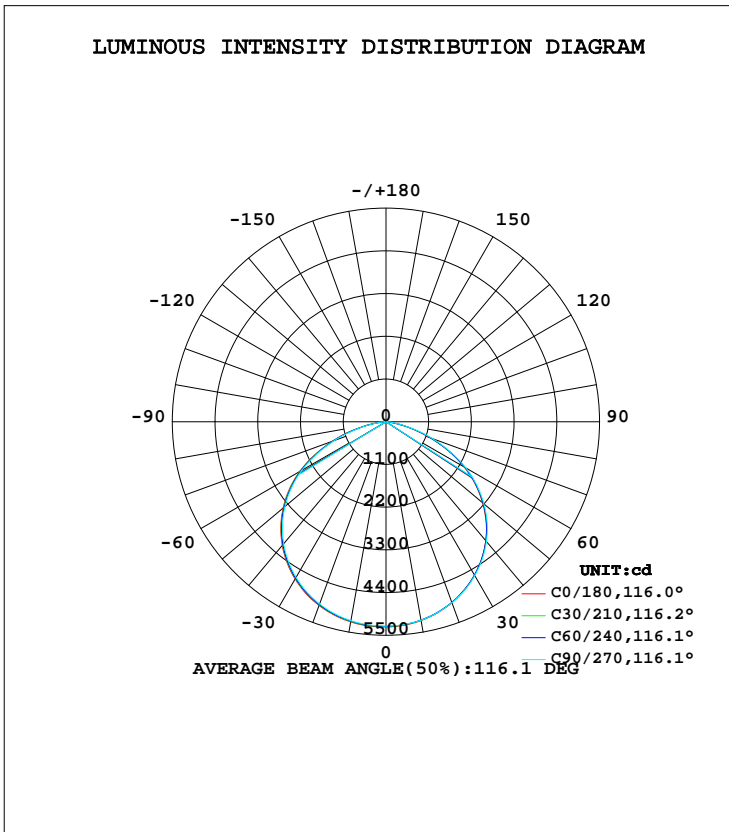


LUMINAIRE PHOTOMETRIC TEST REPORT

NAME: F6018-100W	TYPE:	WEIGHT:
DIM.:	SPEC.:	SERIAL No.:
MFR.:	SUR.:0.302*0.302	PROTECTION ANGLE:

DATA OF LAMP		PHOTOMETRIC DATA Eff: 157.24 lm/W			
MODEL	F6018-100W	I <sub>max</sub> (cd)	5286	S/MH(C0/180)	1.28
NOMINAL POWER(W)	100	LOR(%)	100.0	S/MH(C90/270)	1.29
RATED VOLTAGE(V)	230	TOTAL FLUX(lm)	15522	η UP, DN(C0-180)	0.9, 48.0
NOMINAL FLUX(lm)	15522.2	CIE CLASS	DIRECT	η UP, DN(C180-360)	1.0, 50.1
LAMPS INSIDE	1	η up(%)	1.9	CIBSE SHR NOM	1.25
TEST VOLTAGE(V)	231.8	η down(%)	98.1	CIBSE SHR MAX	1.35



C Range: 0 - 360DEG  
 C Interval: 30.0DEG  
 Test Speed: HIGH  
 Temperature:25.3DEG  
 Operators:DAMIN  
 Test Date:2019-04-18

γ Range: 0 - 180DEG  
 γ Interval: 1.0DEG  
 Test System:EVERFINE GO-2000B\_V1 SYSTEM V2.0.267  
 Humidity:65.0%  
 Test Distance:8.000m [K=0.7375]  
 Remarks:

ZONAL FLUX DIAGRAM

ZONAL FLUX DIAGRAM:

γ	C0	C45	C90	C135	C180	C225	C270	C315	γ	Φ zone	Φ total	lum, lamp
10	5199	5189	5187	5184	5234	5217	5202	5189	0- 10	499.6	499.6	3.22,3.22
20	4959	4953	4959	4961	5036	5018	4996	4978	10- 20	1443	1942	12.5,12.5
30	4561	4559	4573	4582	4679	4658	4629	4605	20- 30	2219	4162	26.8,26.8
40	3999	4002	4023	4040	4156	4133	4099	4071	30- 40	2724	6886	44.4,44.4
50	3248	3269	3290	3322	3459	3432	3396	3360	40- 50	2873	9759	62.9,62.9
60	2322	2344	2371	2409	2570	2543	2504	2465	50- 60	2602	12362	79.6,79.6
70	1214	1235	1280	1312	1474	1451	1408	1374	60- 70	1874	14235	91.7,91.7
80	264.5	273.5	298.9	322.1	440.2	430.2	397.5	372.0	70- 80	862.1	15098	97.3,97.3
90	26.87	26.79	26.64	26.52	35.66	35.54	35.46	35.56	80- 90	131.6	15229	98.1,98.1
100	30.95	30.83	30.61	30.42	39.63	39.62	39.75	39.91	90-100	36.02	15265	98.3,98.3
110	36.05	35.89	35.65	35.42	44.88	44.86	44.97	45.14	100-110	39.90	15305	98.6,98.6
120	41.34	41.17	40.88	40.66	50.15	50.11	50.19	50.35	110-120	42.64	15348	98.9,98.9
130	46.54	46.36	46.07	45.80	55.25	55.18	55.24	55.35	120-130	43.16	15391	99.2,99.2
140	51.76	51.56	51.29	51.04	59.91	59.81	59.83	59.92	130-140	41.11	15432	99.4,99.4
150	56.67	56.44	56.17	55.94	64.27	64.18	64.18	64.23	140-150	36.35	15468	99.7,99.7
160	61.67	61.42	61.17	60.97	67.75	67.58	67.53	67.56	150-160	28.81	15497	99.8,99.8
170	65.81	65.54	65.32	65.12	68.39	68.18	68.13	68.12	160-170	18.65	15516	100,100
180	67.64	67.43	67.33	67.19	67.71	67.41	67.24	67.20	170-180	6.389	15522	100,100
DEG	LUMINOUS INTENSITY:cd									UNIT:lm		

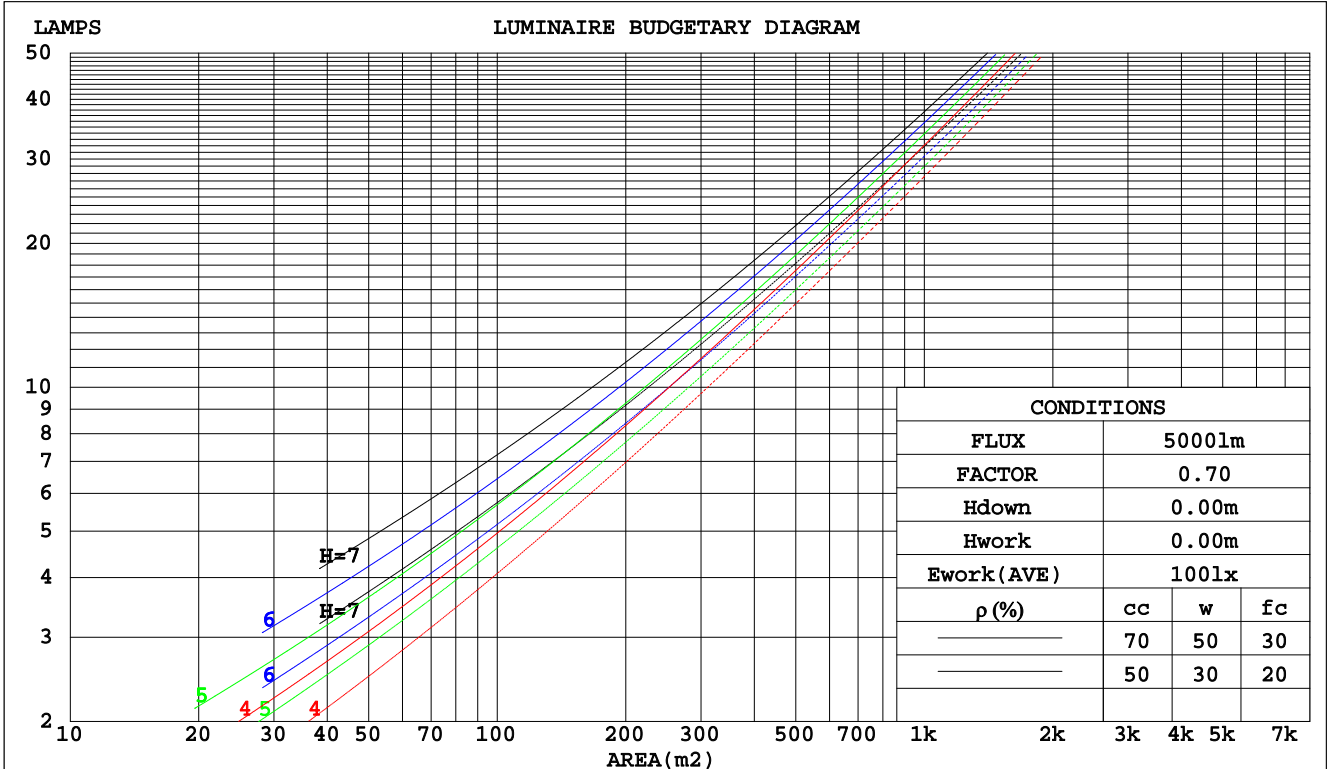
C Range: 0 - 360DEG  
 C Interval: 30.0DEG  
 Test Speed: HIGH  
 Temperature:25.3DEG  
 Operators:DAMIN  
 Test Date:2019-04-18

γ Range: 0 - 180DEG  
 γ Interval: 1.0DEG  
 Test System:EVERFINE GO-2000B\_V1 SYSTEM V2.0.267  
 Humidity:65.0%  
 Test Distance:8.000m [K=0.7375]  
 Remarks:

CU AND LUMINAIRE BUDGETARY ESTIMATE DIAGRAM

NAME: F6018-100W	TYPE:	WEIGHT:
DIM.:	SPEC.:	SERIAL No.:
MFR.:	SUR.:0.302*0.302	PROTECTION ANGLE:

pcc	80%			70%			50%			30%			10%			0
	50%	30%	10%	50%	30%	10%	50%	30%	10%	50%	30%	10%	50%	30%	10%	
pw																0
pfc																0
RCR	RCR:Room Cavity Ratio															
	Coefficients of Utilization(CU)															
0.0	1.19	1.19	1.19	1.16	1.16	1.16	1.10	1.10	1.10	1.05	1.05	1.05	1.00	1.00	1.00	.98
1.0	1.04	1.00	.97	1.02	.98	.95	.97	.94	.91	.93	.91	.88	.89	.87	.85	.83
2.0	.91	.84	.79	.89	.83	.78	.85	.80	.76	.82	.77	.74	.78	.75	.72	.70
3.0	.80	.72	.66	.78	.71	.65	.75	.69	.63	.72	.67	.62	.69	.65	.61	.59
4.0	.71	.62	.55	.69	.61	.55	.67	.60	.54	.64	.58	.53	.62	.56	.52	.50
5.0	.63	.54	.48	.62	.54	.47	.60	.52	.47	.57	.51	.46	.55	.50	.45	.43
6.0	.57	.48	.42	.56	.47	.41	.54	.46	.41	.52	.45	.40	.50	.44	.40	.38
7.0	.51	.43	.37	.51	.42	.36	.49	.41	.36	.47	.41	.36	.46	.40	.35	.33
8.0	.47	.38	.33	.46	.38	.32	.45	.37	.32	.43	.37	.32	.42	.36	.31	.30
9.0	.43	.35	.29	.42	.34	.29	.41	.34	.29	.40	.33	.29	.39	.33	.28	.26
10.0	.40	.32	.26	.39	.31	.26	.38	.31	.26	.37	.30	.26	.36	.30	.26	.24



C Range: 0 - 360DEG  
 C Interval: 30.0DEG  
 Test Speed: HIGH  
 Temperature:25.3DEG  
 Operators:DAMIN  
 Test Date:2019-04-18

γ Range: 0 - 180DEG  
 γ Interval: 1.0DEG  
 Test System:EVERFINE GO-2000B\_V1 SYSTEM V2.0.267  
 Humidity:65.0%  
 Test Distance:8.000m [K=0.7375]  
 Remarks:

WEC AND CCEC

NAME: F6018-100W	TYPE:	WEIGHT:
DIM.:	SPEC.:	SERIAL No.:
MFR.:	SUR.:0.302*0.302	PROTECTION ANGLE:

ρcc	80%			70%			50%			30%			10%			0
ρw	50%	30%	10%	50%	30%	10%	50%	30%	10%	50%	30%	10%	50%	30%	10%	0
ρfc	20%			20%			20%			20%			20%			0
RCR	RCR:Room Cavity Ratio						Wall Exitance Coefficients(WEC)									
0.0																
1.0	.293	.167	.053	.285	.163	.052	.271	.156	.050	.258	.149	.048	.246	.143	.046	
2.0	.281	.154	.047	.275	.151	.047	.262	.146	.045	.250	.140	.044	.240	.136	.043	
3.0	.263	.140	.042	.257	.138	.041	.246	.133	.041	.236	.129	.040	.226	.125	.039	
4.0	.244	.127	.037	.239	.125	.037	.229	.122	.036	.220	.118	.036	.211	.115	.035	
5.0	.227	.116	.034	.222	.114	.033	.213	.111	.033	.205	.108	.032	.197	.105	.032	
6.0	.211	.106	.030	.207	.105	.030	.199	.102	.030	.192	.100	.029	.185	.097	.029	
7.0	.197	.097	.028	.193	.096	.027	.186	.094	.027	.179	.092	.027	.173	.090	.026	
8.0	.184	.090	.025	.181	.089	.025	.174	.087	.025	.168	.085	.025	.163	.083	.024	
9.0	.173	.084	.023	.170	.083	.023	.164	.081	.023	.158	.079	.023	.153	.078	.023	
10.0	.163	.078	.022	.160	.077	.022	.155	.076	.021	.150	.074	.021	.145	.073	.021	

ρcc	80%			70%			50%			30%			10%			0
ρw	50%	30%	10%	50%	30%	10%	50%	30%	10%	50%	30%	10%	50%	30%	10%	0
ρfc	20%			20%			20%			20%			20%			0
RCR	RCR:Room Cavity Ratio						Ceiling Cavity Exitance Coefficients(CCEC)									
0.0	.205	.205	.205	.175	.175	.175	.120	.120	.120	.069	.069	.069	.022	.022	.022	
1.0	.194	.171	.150	.166	.147	.129	.113	.101	.089	.065	.058	.052	.021	.019	.017	
2.0	.185	.147	.114	.159	.126	.098	.109	.087	.069	.063	.051	.040	.020	.016	.013	
3.0	.178	.129	.090	.152	.111	.078	.105	.077	.055	.060	.045	.032	.019	.015	.011	
4.0	.170	.116	.074	.146	.100	.064	.101	.070	.045	.058	.041	.027	.019	.013	.009	
5.0	.163	.105	.062	.140	.091	.054	.097	.064	.038	.056	.037	.023	.018	.012	.008	
6.0	.156	.097	.054	.134	.084	.047	.093	.059	.033	.054	.035	.020	.017	.011	.007	
7.0	.150	.090	.048	.129	.078	.042	.089	.055	.030	.052	.032	.018	.017	.011	.006	
8.0	.143	.084	.044	.123	.073	.038	.085	.051	.027	.050	.030	.016	.016	.010	.005	
9.0	.137	.079	.040	.118	.069	.035	.082	.048	.025	.048	.029	.015	.015	.009	.005	
10.0	.132	.075	.037	.114	.065	.033	.079	.046	.023	.046	.027	.014	.015	.009	.005	

C Range: 0 - 360DEG  
 C Interval: 30.0DEG  
 Test Speed: HIGH  
 Temperature:25.3DEG  
 Operators:DAMIN  
 Test Date:2019-04-18

γ Range: 0 - 180DEG  
 γ Interval: 1.0DEG  
 Test System:EVERFINE GO-2000B\_V1 SYSTEM V2.0.267  
 Humidity:65.0%  
 Test Distance:8.000m [K=0.7375]  
 Remarks:

Uncorrected UGR Table

NAME: F6018-100W		TYPE:					WEIGHT:				
DIM.:		SPEC.:					SERIAL No.:				
MFR.:		SUR.:0.302*0.302					PROTECTION ANGLE:				
ceiling/cavity	0.7	0.7	0.5	0.5	0.3	0.7	0.7	0.5	0.5	0.3	
walls	0.5	0.3	0.5	0.3	0.3	0.5	0.3	0.5	0.3	0.3	
working plane	0.2	0.2	0.2	0.2	0.2	0.2	0.2	0.2	0.2	0.2	
Room dimensions	Viewed crosswise					Viewed endwise					
x = 2H y = 2H	27.5	29.0	27.8	29.2	29.5	27.6	29.1	27.9	29.3	29.5	
3H	28.7	30.1	29.0	30.3	30.6	28.8	30.1	29.1	30.4	30.7	
4H	29.0	30.3	29.3	30.6	30.9	29.1	30.4	29.5	30.7	31.0	
6H	29.1	30.3	29.4	30.6	30.9	29.2	30.4	29.6	30.7	31.0	
8H	29.0	30.2	29.4	30.5	30.9	29.2	30.4	29.6	30.7	31.0	
12H	29.0	30.1	29.4	30.4	30.8	29.1	30.3	29.5	30.6	30.9	
4H 2H	28.1	29.3	28.4	29.6	29.9	28.1	29.4	28.4	29.7	30.0	
3H	29.4	30.5	29.7	30.8	31.2	29.4	30.5	29.8	30.9	31.2	
4H	29.7	30.8	30.1	31.1	31.5	29.8	30.9	30.2	31.2	31.6	
6H	29.9	30.8	30.3	31.2	31.6	30.0	30.9	30.4	31.3	31.7	
8H	29.9	30.7	30.3	31.1	31.5	30.0	30.8	30.4	31.2	31.6	
12H	29.8	30.6	30.3	31.0	31.5	29.9	30.7	30.4	31.1	31.6	
8H 4H	29.8	30.7	30.3	31.1	31.5	29.9	30.8	30.4	31.2	31.6	
6H	30.0	30.7	30.5	31.1	31.6	30.1	30.8	30.6	31.3	31.7	
8H	30.0	30.6	30.5	31.1	31.6	30.1	30.8	30.6	31.2	31.7	
12H	30.0	30.5	30.5	31.0	31.5	30.1	30.7	30.6	31.1	31.6	
12H 4H	29.8	30.6	30.3	31.0	31.4	29.9	30.7	30.3	31.1	31.5	
6H	30.0	30.6	30.5	31.1	31.6	30.1	30.7	30.6	31.2	31.7	
8H	30.0	30.5	30.5	31.0	31.5	30.1	30.7	30.6	31.1	31.7	
Variations with the observer position at spacings:											
S = 1.0H	+ 0.2 / - 0.3					+ 0.2 / - 0.3					
1.5H	+ 0.2 / - 0.4					+ 0.2 / - 0.4					
2.0H	+ 0.3 / - 0.4					+ 0.3 / - 0.4					

CIE Pub.117 Corrected 15522 lm Total Lamp Luminous Flux.(8log(F/F0) = 9.5)

C Range: 0 - 360DEG  
 C Interval: 30.0DEG  
 Test Speed: HIGH  
 Temperature:25.3DEG  
 Operators:DAMIN  
 Test Date:2019-04-18

γ Range: 0 - 180DEG  
 γ Interval: 1.0DEG  
 Test System:EVERFINE GO-2000B\_V1 SYSTEM V2.0.267  
 Humidity:65.0%  
 Test Distance:8.000m [K=0.7375]  
 Remarks:

UTILIZATION FACTORS TABLE

NAME: F6018-100W	TYPE:	WEIGHT:
DIM.:	SPEC.:	SERIAL No.:
MFR.:	SUR.:0.302*0.302	PROTECTION ANGLE:

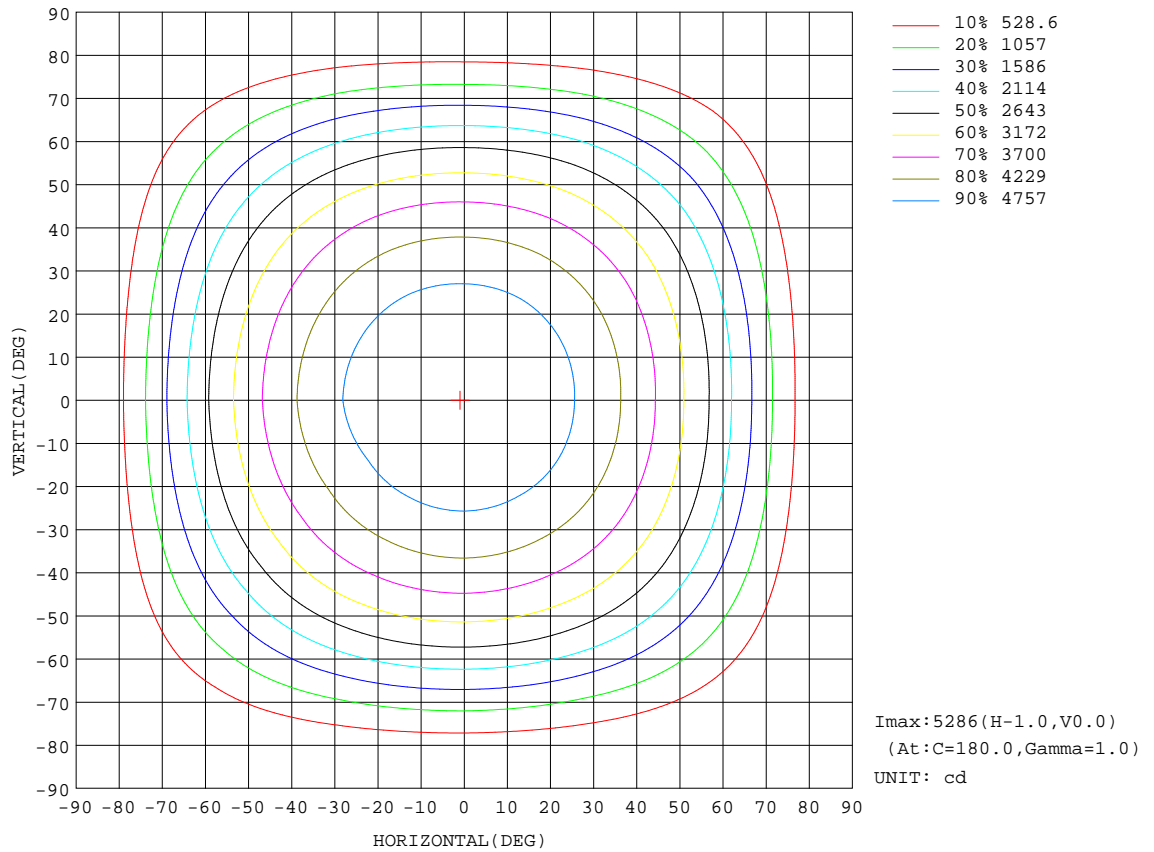
REFLECTANCE										
Ceiling	0.8	0.8	0.8	0.7	0.7	0.7	0.5	0.5	0.5	0
Walls	0.7	0.5	0.3	0.7	0.5	0.3	0.7	0.5	0.3	0
Working plane	0.2	0.2	0.2	0.2	0.2	0.2	0.2	0.2	0.2	0
ROOM INDEX	UTILIZATION FACTORS(PERCENT) $k(RI) \times RCR = 5$									
k = 0.60	57	45	39	56	45	38	55	45	38	32
0.80	67	56	48	66	55	48	64	54	48	41
1.00	76	65	58	75	64	57	72	66	57	50
1.25	83	73	66	82	72	65	79	70	64	57
1.50	88	79	72	87	78	71	83	76	70	62
2.00	95	87	81	93	86	80	90	83	78	70
2.50	99	92	86	97	90	85	93	87	83	74
3.00	102	96	90	100	94	89	96	91	87	78
4.00	106	101	96	104	99	95	99	95	92	83
5.00	109	104	100	106	102	98	101	98	95	86
ROOM INDEX	UF(total)									Direct
According to DIN EN 13032-2 2004			Suspended				SHRNOM = 1.25			

C Range: 0 - 360DEG  
 C Interval: 30.0DEG  
 Test Speed: HIGH  
 Temperature:25.3DEG  
 Operators:DAMIN  
 Test Date:2019-04-18

$\gamma$  Range: 0 - 180DEG  
 $\gamma$  Interval: 1.0DEG  
 Test System:EVERFINE GO-2000B\_V1 SYSTEM V2.0.267  
 Humidity:65.0%  
 Test Distance:8.000m [K=0.7375]  
 Remarks:

**ISOCANDELA DIAGRAM**

NAME: F6018-100W	TYPE:	WEIGHT:
DIM.:	SPEC.:	SERIAL No.:
MFR.:	SUR.:0.302*0.302	PROTECTION ANGLE:

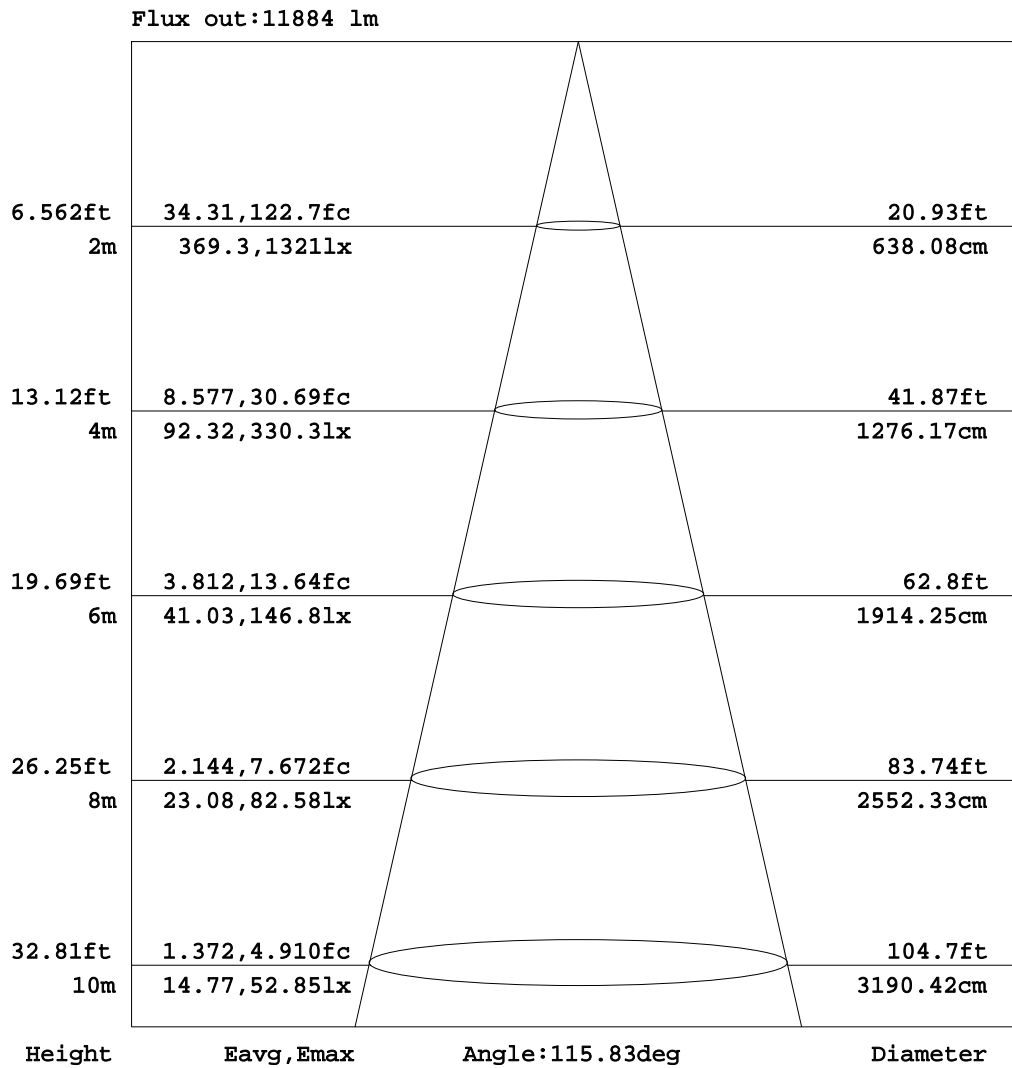


C Range: 0 - 360DEG  
 C Interval: 30.0DEG  
 Test Speed: HIGH  
 Temperature: 25.3DEG  
 Operators: DAMIN  
 Test Date: 2019-04-18

γ Range: 0 - 180DEG  
 γ Interval: 1.0DEG  
 Test System: EVERFINE GO-2000B\_V1 SYSTEM V2.0.267  
 Humidity: 65.0%  
 Test Distance: 8.000m [K=0.7375]  
 Remarks:

AAI Figure

NAME: F6018-100W	TYPE:	WEIGHT:
DIM.:	SPEC.:	SERIAL No.:
MFR.:	SUR.:0.302*0.302	PROTECTION ANGLE:



Note:The Curves indicate the illuminated area and the average illumination when the luminaire is at different distance.

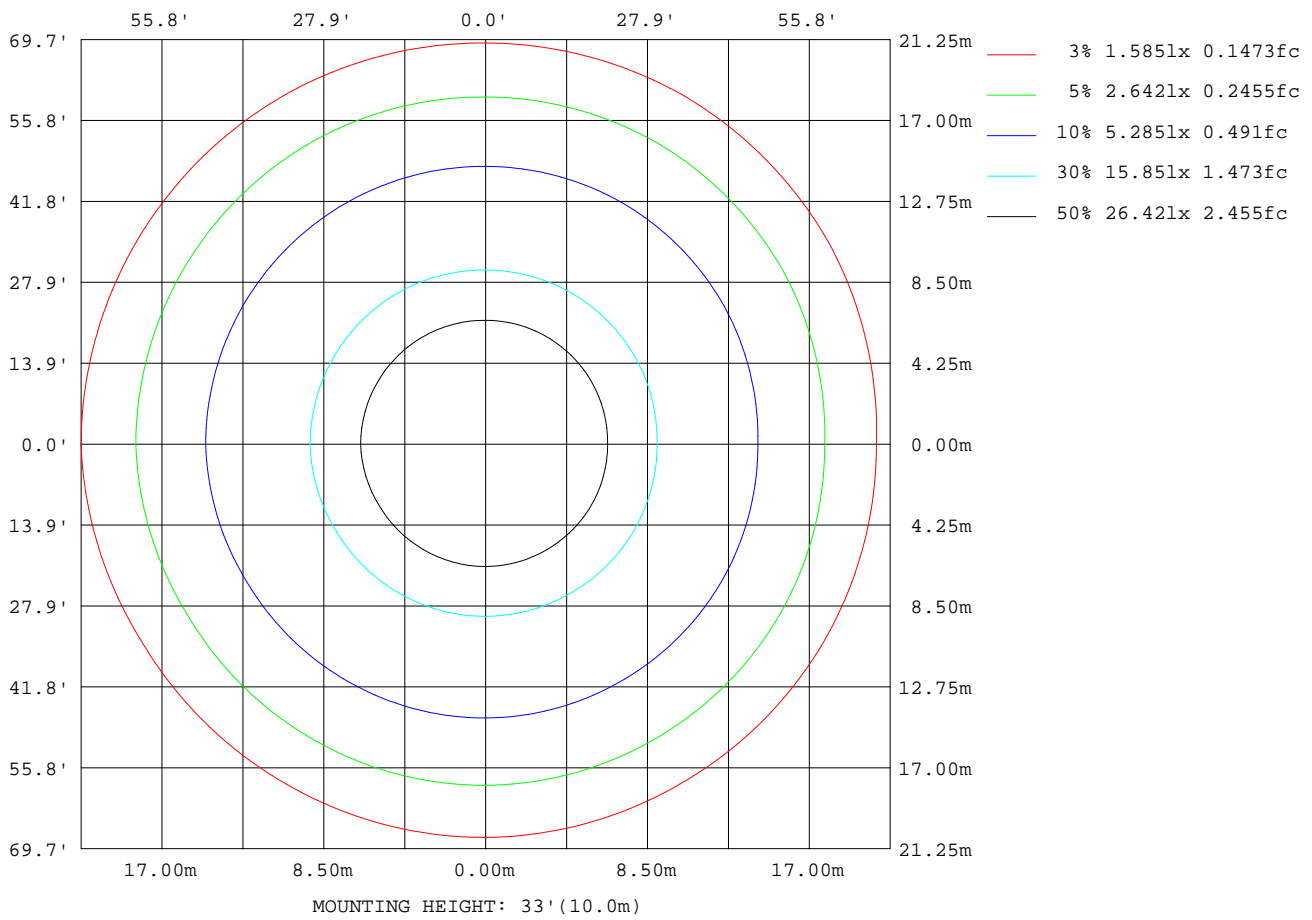
C Range: 0 - 360DEG  
 C Interval: 30.0DEG  
 Test Speed: HIGH  
 Temperature:25.3DEG  
 Operators:DAMIN  
 Test Date:2019-04-18

γ Range: 0 - 180DEG  
 γ Interval: 1.0DEG  
 Test System:EVERFINE GO-2000B\_V1 SYSTEM V2.0.267  
 Humidity:65.0%  
 Test Distance:8.000m [K=0.7375]  
 Remarks:



ISOLUX DIAGRAM

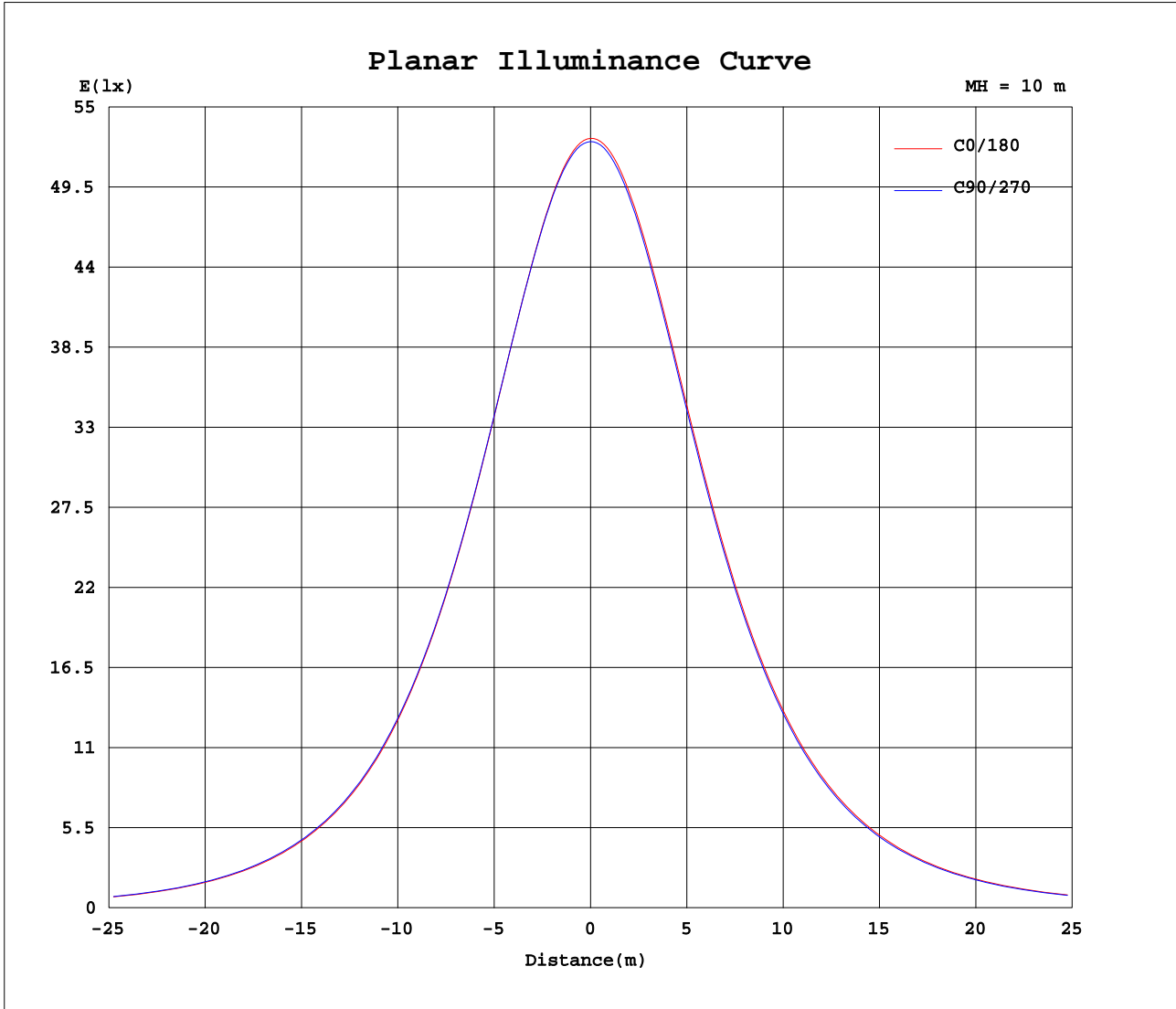
NAME: F6018-100W	TYPE:	WEIGHT:
DIM.:	SPEC.:	SERIAL No.:
MFR.:	SUR.:0.302*0.302	PROTECTION ANGLE:



C Range: 0 - 360DEG  
 C Interval: 30.0DEG  
 Test Speed: HIGH  
 Temperature:25.3DEG  
 Operators:DAMIN  
 Test Date:2019-04-18

γ Range: 0 - 180DEG  
 γ Interval: 1.0DEG  
 Test System:EVERFINE GO-2000B\_V1 SYSTEM V2.0.267  
 Humidity:65.0%  
 Test Distance:8.000m [K=0.7375]  
 Remarks:

Planar Illuminance Curve



C Range: 0 - 360DEG  
 C Interval: 30.0DEG  
 Test Speed: HIGH  
 Temperature: 25.3DEG  
 Operators: DAMIN  
 Test Date: 2019-04-18

$\gamma$  Range: 0 - 180DEG  
 $\gamma$  Interval: 1.0DEG  
 Test System: EVERFINE GO-2000B\_V1 SYSTEM V2.0.267  
 Humidity: 65.0%  
 Test Distance: 8.000m [K=0.7375]  
 Remarks:

LUMINOUS DISTRIBUTION INTENSITY DATA

NAME: F6018-100W	TYPE:	WEIGHT:
DIM.:	SPEC.:	SERIAL No.:
MFR.:	SUR.:0.302*0.302	PROTECTION ANGLE:

Table--1

UNIT: cd

C( DEG) γ (DEG)	0	30	60	90	120	150	180	210	240	270	300	330							
0	5285	5275	5267	5262	5257	5252	5285	5275	5267	5262	5257	5252							
5	5261	5253	5246	5244	5239	5237	5278	5267	5259	5251	5245	5237							
10	5199	5192	5185	5187	5183	5185	5234	5221	5214	5202	5195	5183							
15	5097	5093	5086	5091	5088	5094	5155	5141	5133	5118	5110	5094							
20	4959	4956	4950	4959	4956	4966	5036	5022	5013	4996	4987	4968							
25	4780	4779	4774	4786	4785	4799	4879	4864	4856	4833	4824	4801							
30	4561	4562	4557	4573	4573	4591	4679	4662	4653	4629	4618	4592							
35	4302	4304	4300	4320	4322	4344	4438	4421	4410	4385	4373	4344							
40	3999	4003	4000	4023	4026	4053	4156	4138	4129	4099	4088	4054							
45	3648	3660	3656	3684	3687	3719	3831	3811	3802	3769	3757	3721							
50	3248	3270	3268	3290	3304	3340	3459	3441	3423	3396	3383	3337							
55	2808	2832	2831	2857	2872	2912	3039	3022	3000	2973	2961	2909							
60	2322	2344	2344	2371	2390	2427	2570	2552	2534	2504	2494	2437							
65	1774	1787	1789	1817	1835	1880	2031	2013	1999	1965	1960	1906							
70	1214	1239	1231	1280	1282	1342	1474	1453	1450	1408	1400	1349							
75	680	704	694	738	738	798	934	902	910	862	862	808							
80	264	272	275	299	306	338	440	432	428	397	390	354							
85	52.6	50.0	55.5	57.2	64.9	71.3	127	117	120	102	96.0	82.4							
90	26.9	26.8	26.8	26.6	26.6	26.4	35.7	35.6	35.5	35.5	35.5	35.6							
95	28.7	28.7	28.6	28.5	28.4	28.2	37.3	37.3	37.3	37.4	37.5	37.6							
100	30.9	30.9	30.8	30.6	30.5	30.3	39.6	39.6	39.6	39.7	39.8	40.0							
105	33.4	33.3	33.2	33.0	33.0	32.7	42.2	42.2	42.2	42.3	42.4	42.6							
110	36.1	36.0	35.8	35.6	35.5	35.3	44.9	44.9	44.8	45.0	45.0	45.2							
115	38.7	38.6	38.5	38.3	38.2	37.9	47.5	47.5	47.5	47.6	47.7	47.9							
120	41.3	41.2	41.1	40.9	40.8	40.5	50.2	50.1	50.1	50.2	50.3	50.4							
125	43.9	43.8	43.7	43.5	43.4	43.1	52.7	52.7	52.7	52.7	52.8	53.0							
130	46.5	46.4	46.3	46.1	45.9	45.6	55.3	55.2	55.2	55.2	55.3	55.4							
135	49.2	49.1	48.9	48.7	48.5	48.3	57.5	57.4	57.4	57.5	57.5	57.6							
140	51.8	51.7	51.5	51.3	51.2	50.9	59.9	59.8	59.8	59.8	59.9	60.0							
145	54.1	53.9	53.8	53.6	53.5	53.2	62.2	62.1	62.1	62.1	62.2	62.2							
150	56.7	56.5	56.3	56.2	56.1	55.8	64.3	64.2	64.2	64.2	64.2	64.3							
155	59.2	59.1	58.9	58.7	58.6	58.4	66.1	66.0	66.0	66.0	66.0	66.1							
160	61.7	61.5	61.3	61.2	61.1	60.9	67.8	67.6	67.6	67.5	67.5	67.6							
165	64.0	63.8	63.6	63.5	63.4	63.2	68.8	68.6	68.6	68.6	68.6	68.6							
170	65.8	65.6	65.4	65.3	65.2	65.1	68.4	68.2	68.2	68.1	68.1	68.1							
175	66.8	66.7	66.4	66.4	66.3	66.2	67.7	67.6	67.5	67.4	67.4	67.4							
180	67.6	67.5	67.3	67.3	67.2	67.2	67.7	67.5	67.4	67.2	67.2	67.2							

C Range: 0 - 360DEG  
 C Interval: 30.0DEG  
 Test Speed: HIGH  
 Temperature:25.3DEG  
 Operators:DAMIN  
 Test Date:2019-04-18

γ Range: 0 - 180DEG  
 γ Interval: 1.0DEG  
 Test System:EVERFINE GO-2000B\_V1 SYSTEM V2.0.267  
 Humidity:65.0%  
 Test Distance:8.000m [K=0.7375]  
 Remarks: