

Goniophotometers System Test Report

Product Info

Luminaire Category : LED Bulkhead Light

Luminaire : 4000K Black

Lamp Category : SMD

Lamp : F9095

Manufacturer : FILUX

Submitter : HX-TB

Nuber of Lamps : 0

Lumens per Lamp : 0 lm

Luminous Length : 0 mm

Luminous Width : 0 mm

Luminous Height : 0 mm

Electric Parameters

Voltage : 229.78 V Current : 0.1472 A Power : 17.86 W Power Factor : 0.5280 Frequency : 50.00 Hz

Photometric Parameters

CIE Class : Direct

Measurement Flux : 1228.3 lm

Upward Ratio : 1.46 %

Maximum Intensity : 418.04 cd

Central Intensity : 416.56 cd

Luminaire Efficacy Rating (LER) : 69

Beam Angle (C0-C180,C90-C270) : 113.7 °, 113.7 °

Field Angle (C0-C180,C90-C270) : 161.2 °, 161.8 °

Total Rated Lamp Lumens : 1228.3 lm

Efficiency : 100.00 %

Downward Ratio : 98.54 %

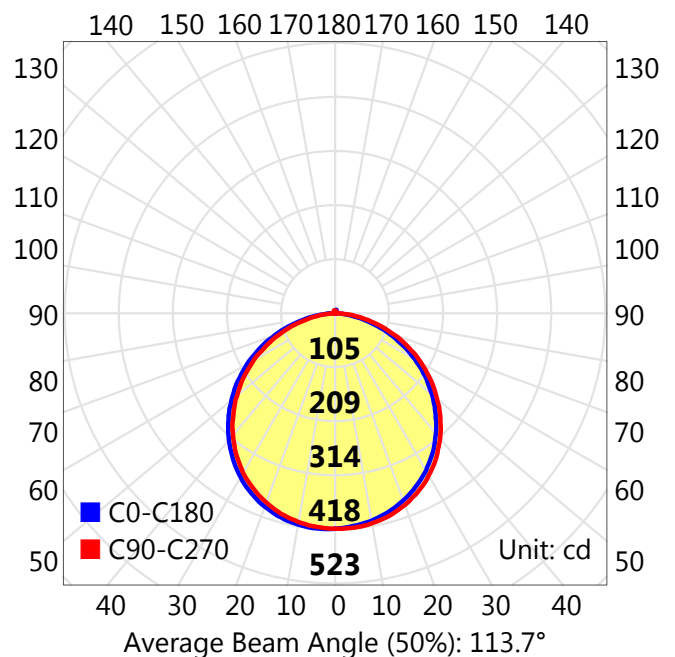

Position Of Maximum Intensity : C157.5° γ4°

S/MH(C0-C180,C90-C270) : 1.28, 1.28

Energy Efficiency Class : A (EU 874/2012 EEI:0.196)

Beam Angle (C45-C225,C135-C315) : 113.7 °, 113.7 °

Field Angle (C45-C225,C135-C315) : 161.7 °, 161.4 °



C Plane : 0.0-360.0:22.5

Test Lab : TB

Test Type : Type C

Test By : ZK

Test Distance : 5.751 m

Gamma : 0.0-180.0:1.0

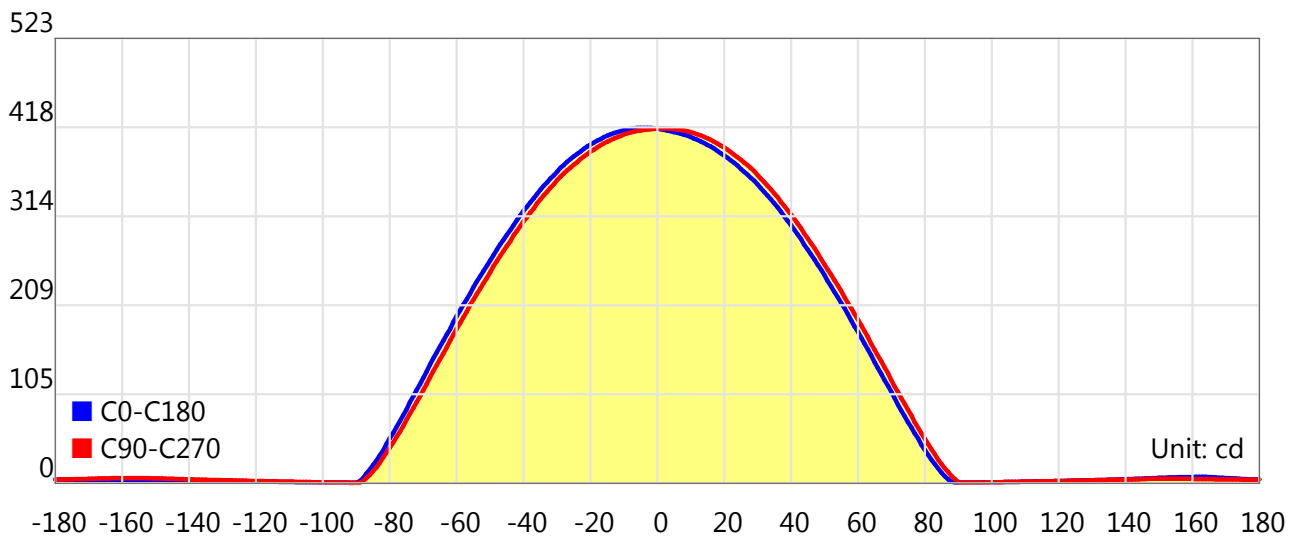
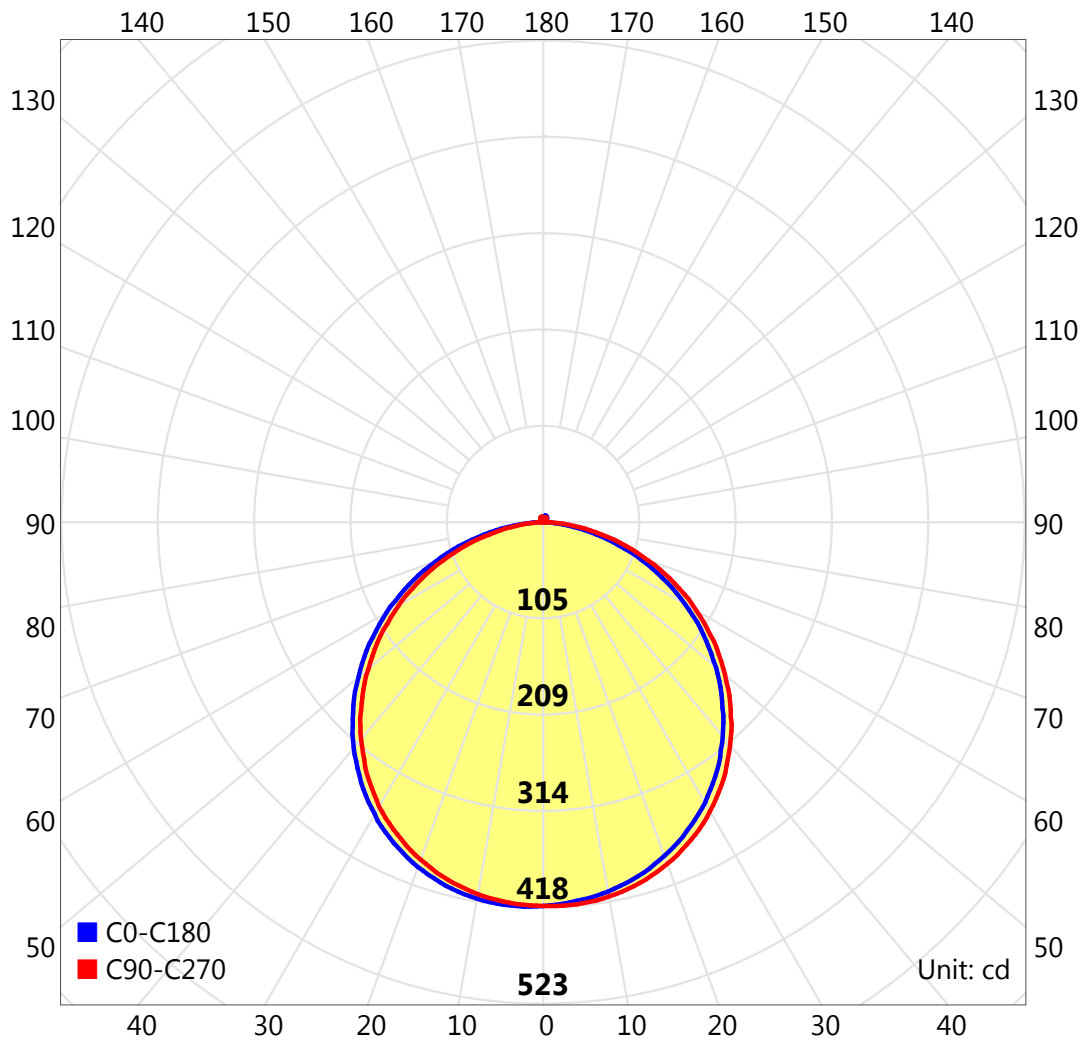
Measurement System : GMS-5000 (E412011U)

Temperature : 25.0°C

Humidity : 65.0%

Review By :TMI

Light Distribution Curve



C Plane : 0.0-360.0:22.5

Test Lab : TB

Test Type : Type C

Test By : ZK

Test Distance : 5.751 m

Gamma : 0.0-180.0:1.0

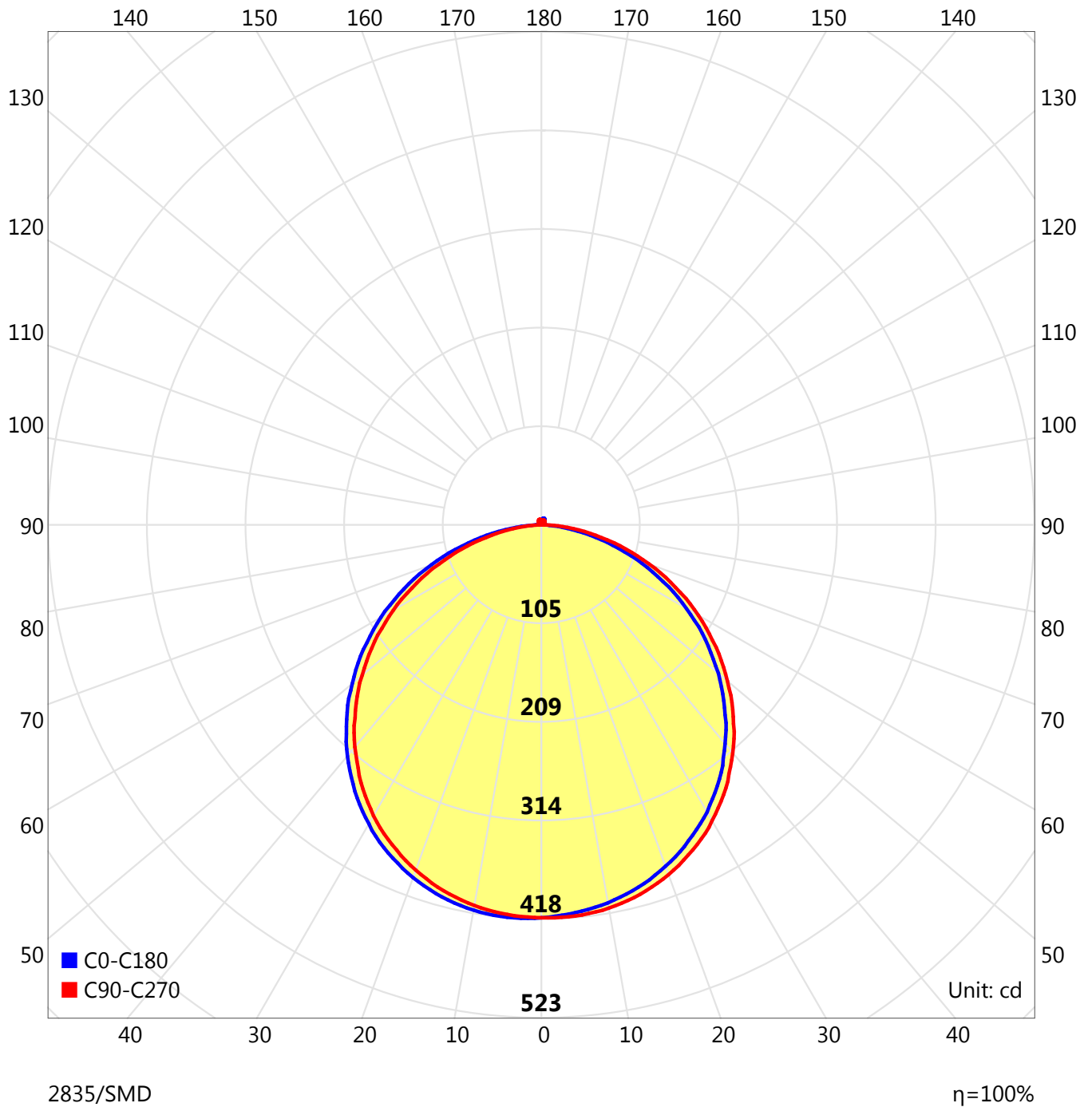
Measurement System : GMS-5000 (E412011U)

Temperature : 25.0°C

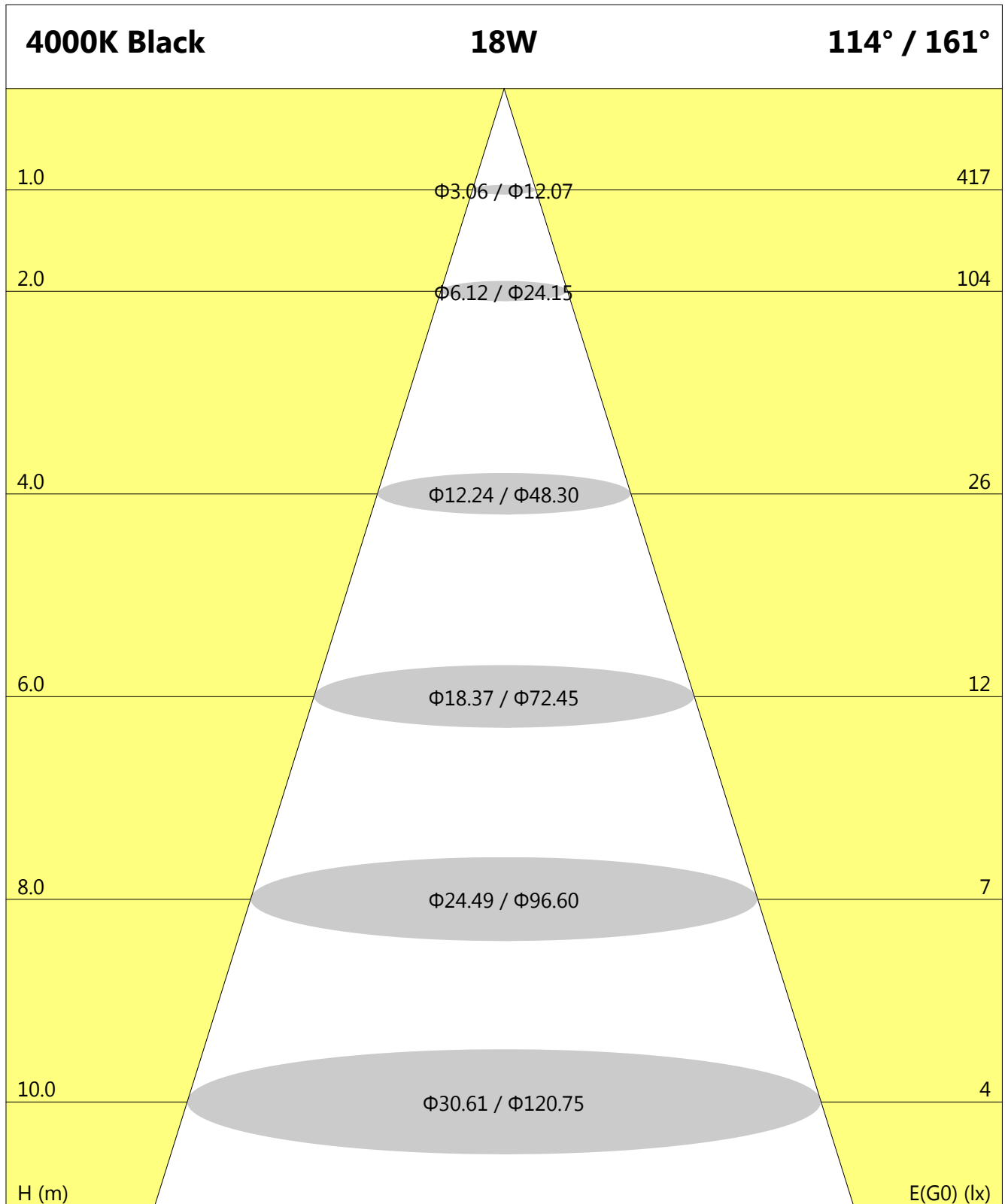
Review By :TMI

Humidity : 65.0%

Light Distribution Curve (cd/klm)



Lux-Distance



C Plane : 0.0-360.0:22.5

Test Lab : TB

Test Type : Type C

Test By : ZK

Test Distance : 5.751 m

Gamma : 0.0-180.0:1.0

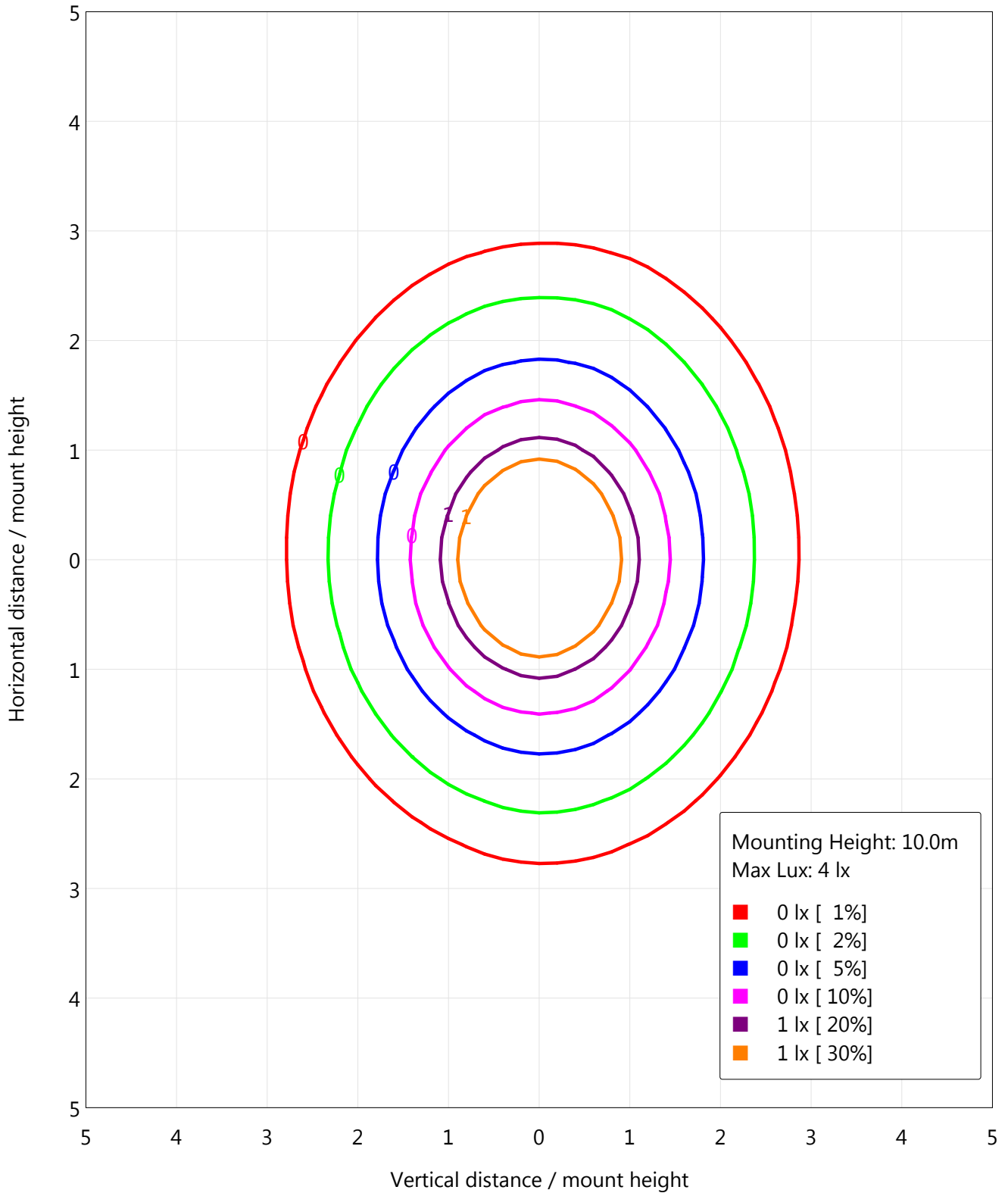
Measurement System : GMS-5000 (E412011U)

Temperature : 25.0°C

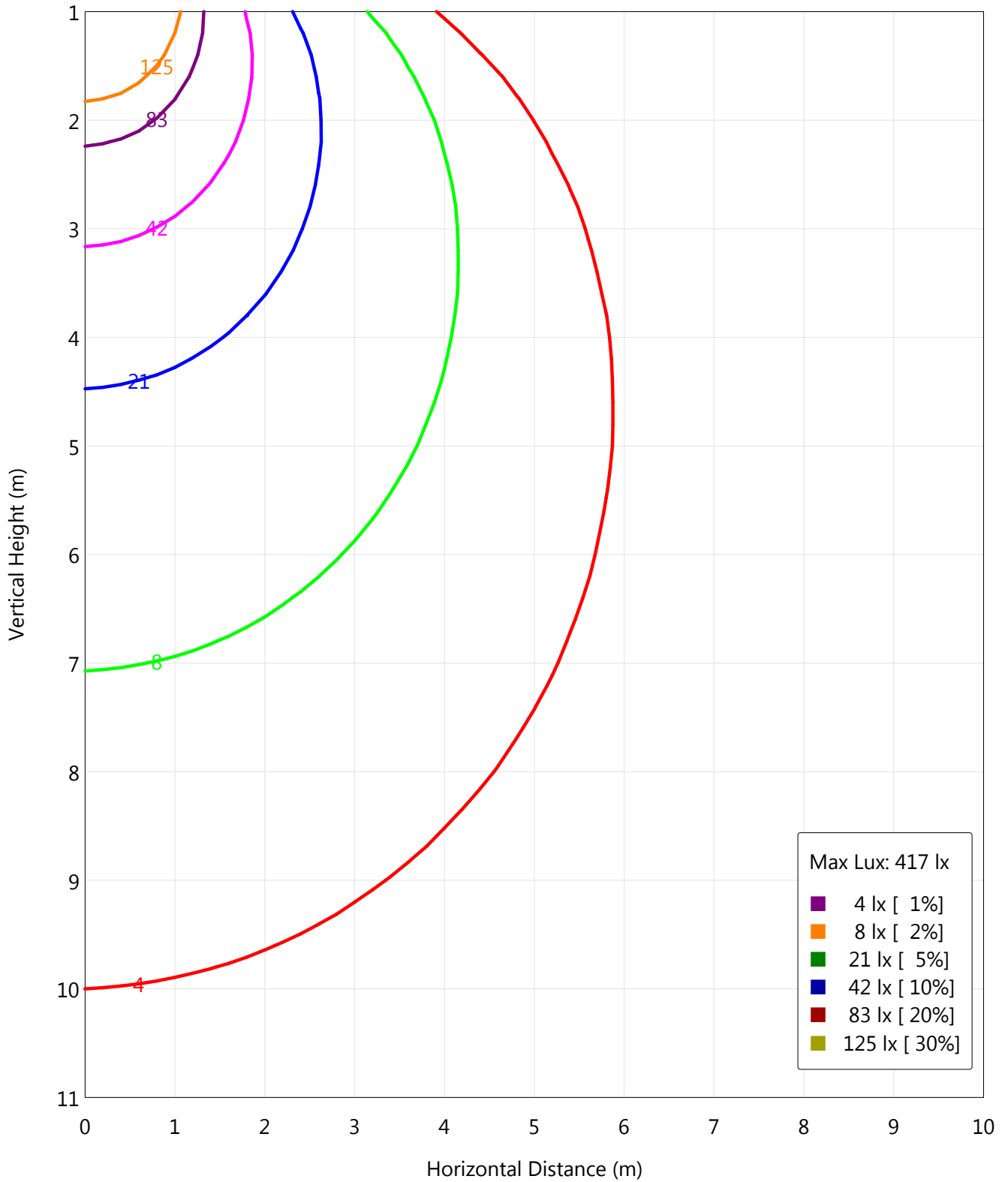
Humidity : 65.0%

Review By :TMI

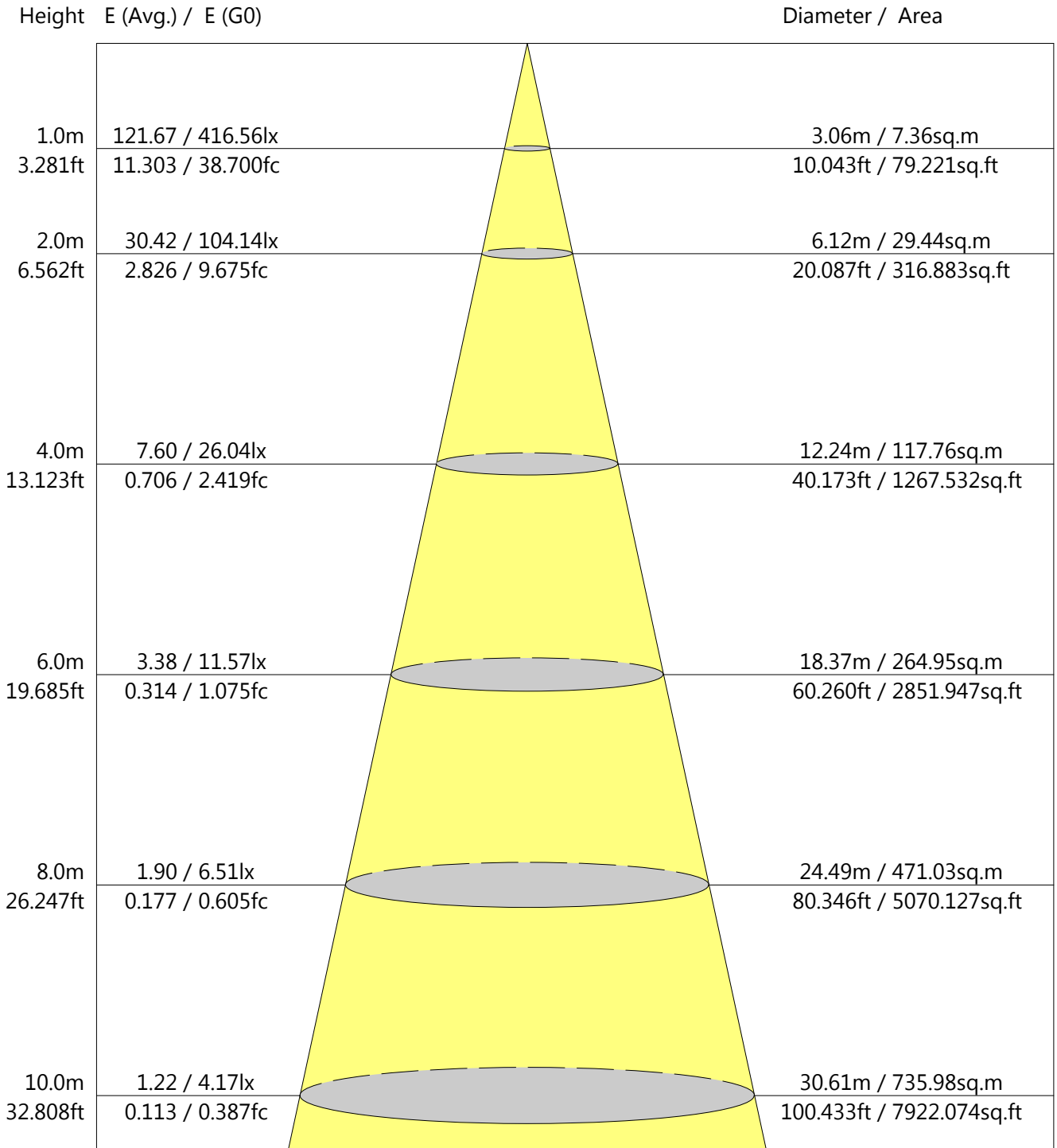
IsoLux



Vertical IsoLux Plot



Average Illuminance Effective Figure



Beam Angle: 113.7° Flux Out: 895.47lm

C Plane : 0.0-360.0:22.5

Test Lab : TB

Test Type : Type C

Test By : ZK

Test Distance : 5.751 m

Gamma : 0.0-180.0:1.0

Measurement System : GMS-5000 (E412011U)

Temperature : 25.0°C

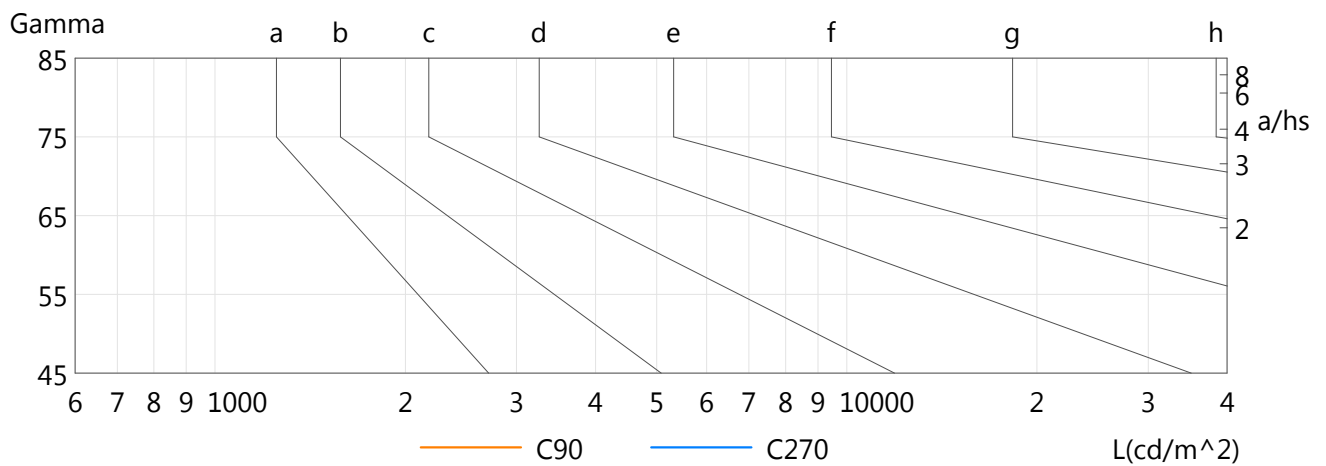
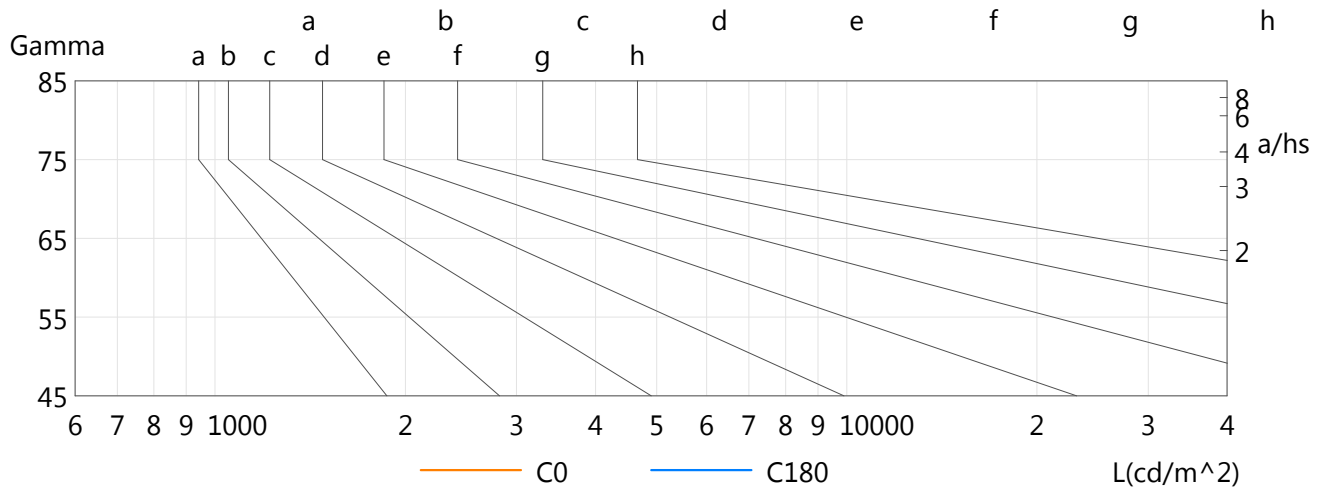
Review By :TMI

Humidity : 65.0%

Lumen Limit Curve

L (cd/m ²)	G45	G50	G55	G60	G65	G70	G75	G80	G85
C0	275	245	212	178	142	108	72	39	13
C90	288	257	226	192	157	121	87	52	23
C270	292	262	231	197	161	124	87	53	21
C90	279	248	216	182	146	109	75	42	14

Dazzle	Quality	Illuminance (lx)							
1.15	A	2000	1000	500	<=300				
1.50	B		2000	1000	500	<=300			
1.85	C			2000	1000	500	<=300		
2.20	D				2000	1000	500	<=300	
2.55	E					2000	1000	500	<=300



C Plane : 0.0-360.0:22.5

Test Lab : TB

Test Type : Type C

Test By : ZK

Test Distance : 5.751 m

Gamma : 0.0-180.0:1.0

Measurement System : GMS-5000 (E412011U)

Temperature : 25.0°C Humidity : 65.0%

Review By :TMI

TM5 UF Table

Utilisation Factors UF (F)			SHR NOM = 1.25								
Room Reflectance			Room Index(RI)								
C	W	F	0.75	1.00	1.25	1.50	2.00	2.50	3.00	4.00	5.00
0.70	0.50	0.20	0.56	0.66	0.74	0.79	0.87	0.92	0.95	1.00	1.03
	0.30		0.48	0.59	0.66	0.72	0.80	0.86	0.90	0.96	0.99
	0.20		0.42	0.53	0.61	0.67	0.75	0.81	0.86	0.92	0.96
0.50	0.50	0.20	0.54	0.64	0.71	0.76	0.83	0.88	0.91	0.96	0.98
	0.30		0.47	0.57	0.65	0.70	0.78	0.83	0.87	0.92	0.95
	0.20		0.42	0.52	0.60	0.65	0.73	0.79	0.83	0.89	0.93
0.30	0.50	0.20	0.53	0.62	0.69	0.73	0.80	0.85	0.88	0.92	0.94
	0.30		0.46	0.56	0.63	0.68	0.76	0.81	0.84	0.89	0.92
	0.20		0.42	0.51	0.59	0.64	0.72	0.77	0.81	0.86	0.90
0.00	0.00	0.00	0.39	0.49	0.56	0.61	0.68	0.73	0.77	0.82	0.85

Utilisation Factors UF (W)			SHR NOM = 1.25								
Room Reflectance			Room Index(RI)								
C	W	F	0.75	1.00	1.25	1.50	2.00	2.50	3.00	4.00	5.00
0.70	0.50	0.20	1.00	0.83	0.70	0.61	0.49	0.41	0.35	0.27	0.22
	0.30		0.84	0.71	0.61	0.54	0.44	0.37	0.32	0.25	0.21
	0.20		0.72	0.62	0.54	0.49	0.40	0.34	0.30	0.24	0.20
0.50	0.50	0.20	0.96	0.79	0.67	0.59	0.47	0.42	0.33	0.25	0.21
	0.30		0.82	0.69	0.60	0.53	0.43	0.36	0.31	0.24	0.20
	0.20		0.71	0.61	0.53	0.48	0.39	0.33	0.29	0.23	0.19
0.30	0.50	0.20	0.93	0.76	0.65	0.56	0.45	0.37	0.31	0.24	0.20
	0.30		0.80	0.67	0.58	0.51	0.41	0.34	0.30	0.23	0.19
	0.20		0.70	0.60	0.52	0.47	0.38	0.32	0.28	0.22	0.18
0.00	0.00	0.00	0.60	0.50	0.43	0.38	0.31	0.26	0.22	0.17	0.14

Utilisation Factors UF (C)			SHR NOM = 1.25								
Room Reflectance			Room Index(RI)								
C	W	F	0.75	1.00	1.25	1.50	2.00	2.50	3.00	4.00	5.00
0.70	0.50	0.20	0.18	0.19	0.20	0.21	0.21	0.22	0.22	0.23	0.23
	0.30		0.11	0.12	0.14	0.15	0.17	0.18	0.19	0.20	0.21
	0.20		0.06	0.08	0.09	0.10	0.12	0.14	0.15	0.17	0.18
0.50	0.50	0.20	0.17	0.18	0.19	0.20	0.21	0.21	0.21	0.22	0.22
	0.30		0.11	0.12	0.13	0.15	0.16	0.17	0.18	0.19	0.20
	0.20		0.06	0.08	0.09	0.10	0.12	0.14	0.15	0.17	0.18
0.30	0.50	0.20	0.17	0.18	0.19	0.19	0.20	0.20	0.21	0.21	0.21
	0.30		0.10	0.12	0.13	0.14	0.16	0.17	0.17	0.18	0.19
	0.20		0.06	0.07	0.09	0.10	0.12	0.13	0.14	0.16	0.17
0.00	0.00	0.00	0.01	0.01	0.01	0.01	0.01	0.01	0.01	0.01	0.01

Rating: 18W Photometrically tested without ceiling board.

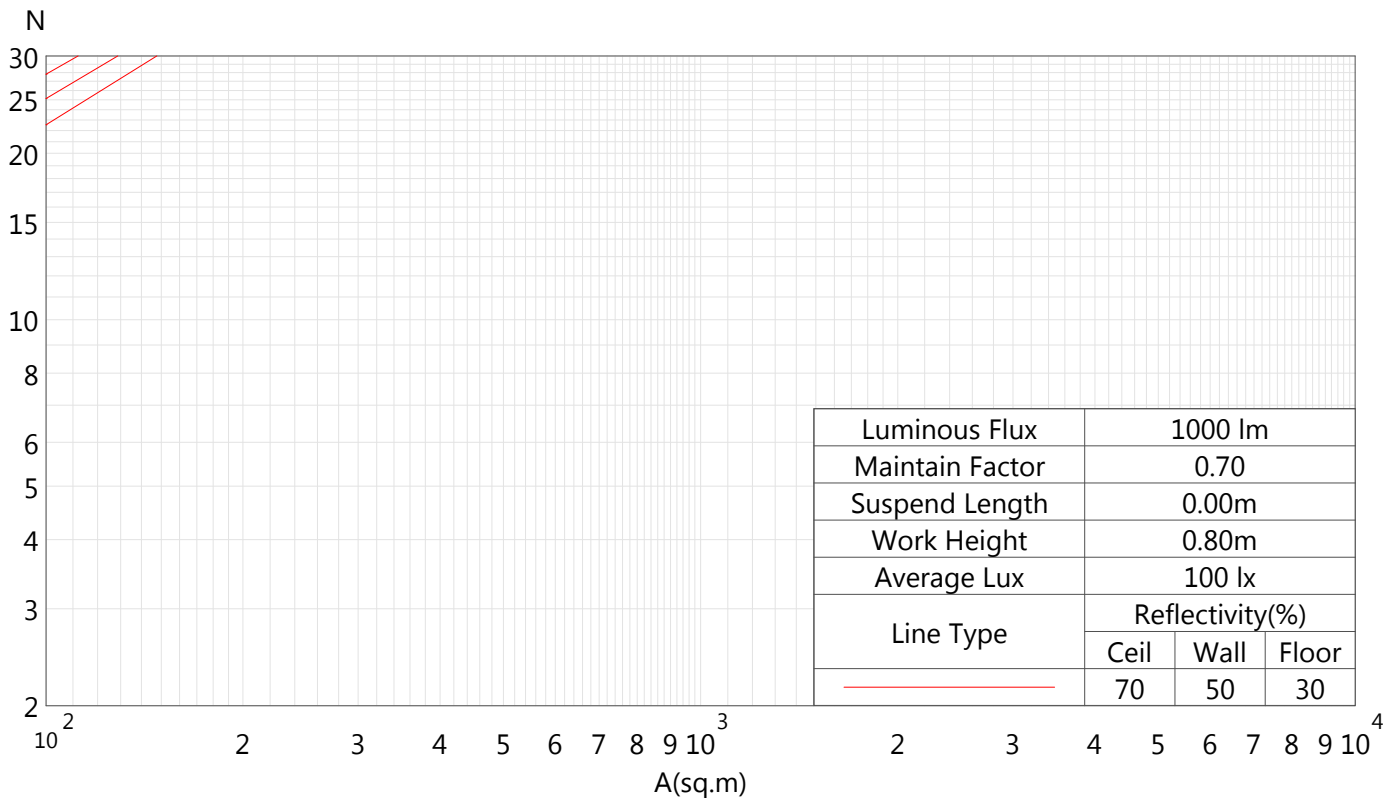
Multiply UF values by service correction factors

Calculate in accordance with CIBSE Technical Memorandum No.5/1980

Indoor CU, Curves of Luminaires vs Lighting Area

RC	0.8	0.8	0.8	0.8	0.7	0.7	0.7	0.7	0.5	0.5	0.5	0.3	0.3	0.3	0.1	0.1	0.1	0
RW	0.7	0.5	0.3	0.1	0.7	0.5	0.3	0.1	0.5	0.3	0.1	0.5	0.3	0.1	0.5	0.3	0.1	0
RCR	RF = 0.2																	
0	119	119	119	119	116	116	116	116	110	110	110	105	105	105	101	101	101	99
1	108	104	99	95	106	101	97	94	97	93	91	92	90	87	89	87	85	82
2	98	90	83	78	96	88	82	77	84	79	75	81	76	73	78	74	71	68
3	90	79	71	64	87	77	70	64	74	68	62	71	66	61	68	64	60	58
4	82	70	61	54	80	69	60	54	66	59	53	63	57	52	61	56	51	49
5	75	62	53	47	73	61	53	46	59	51	46	57	50	45	55	49	45	42
6	70	56	47	41	68	55	47	40	53	46	40	51	45	40	50	44	39	37
7	65	51	42	36	63	50	42	36	48	41	35	47	40	35	45	39	35	33
8	60	46	38	32	58	46	38	32	44	37	32	43	36	31	42	36	31	29
9	56	43	34	29	55	42	34	29	41	33	28	39	33	28	38	32	28	26
10	53	39	31	26	51	39	31	26	38	31	26	37	30	26	36	30	25	24

Spacing Criteria: 1.28 (0-180), 1.28 (90-270), 1.39 (Diagonal)



C Plane : 0.0-360.0:22.5

Gamma : 0.0-180.0:1.0

Test Lab : TB

Measurement System : GMS-5000 (E412011U)

Test Type : Type C

Test Distance : 5.751 m

Temperature : 25.0°C

Humidity : 65.0%

Test By : ZK

Review By :TMI

Zonal Flux

Gamma °	Imean cd	Zonal Flux lm	Sum Zonal Flux lm	Rel Zonal Flux %	Sum Rel Zonal Flux %
0.0-1.0	416.5	0.4	0.4	0.03	0.03
1.0-2.0	416.4	1.2	1.6	0.10	0.13
2.0-3.0	416.2	2.0	3.6	0.16	0.29
3.0-4.0	415.9	2.8	6.4	0.23	0.52
4.0-5.0	415.5	3.6	9.9	0.29	0.81
5.0-6.0	415.0	4.4	14.3	0.36	1.16
6.0-7.0	414.3	5.1	19.4	0.42	1.58
7.0-8.0	413.6	5.9	25.4	0.48	2.07
8.0-9.0	412.6	6.7	32.1	0.54	2.61
9.0-10.0	411.6	7.4	39.5	0.61	3.22
10.0-11.0	410.3	8.2	47.7	0.67	3.88
11.0-12.0	409.0	8.9	56.6	0.73	4.61
12.0-13.0	407.5	9.7	66.3	0.79	5.40
13.0-14.0	405.9	10.4	76.7	0.85	6.25
14.0-15.0	404.1	11.1	87.8	0.90	7.15
15.0-16.0	402.2	11.8	99.6	0.96	8.11
16.0-17.0	400.1	12.5	112.1	1.01	9.12
17.0-18.0	397.9	13.1	125.2	1.07	10.19
18.0-19.0	395.6	13.8	138.9	1.12	11.31
19.0-20.0	393.1	14.4	153.3	1.17	12.48
20.0-21.0	390.5	15.0	168.3	1.22	13.70
21.0-22.0	387.7	15.6	183.9	1.27	14.97
22.0-23.0	384.8	16.2	200.1	1.31	16.29
23.0-24.0	381.8	16.7	216.8	1.36	17.65
24.0-25.0	378.7	17.2	234.0	1.40	19.05
25.0-26.0	375.5	17.7	251.7	1.44	20.49
26.0-27.0	372.1	18.2	269.9	1.48	21.97
27.0-28.0	368.5	18.7	288.6	1.52	23.49
28.0-29.0	364.8	19.1	307.7	1.55	25.05
29.0-30.0	360.9	19.5	327.1	1.59	26.63
30.0-31.0	356.9	19.9	347.0	1.62	28.25
31.0-32.0	352.7	20.2	367.2	1.65	29.90
32.0-33.0	348.3	20.5	387.7	1.67	31.57
33.0-34.0	343.8	20.8	408.5	1.69	33.26
34.0-35.0	339.2	21.1	429.6	1.72	34.98
35.0-36.0	334.5	21.3	450.9	1.73	36.71
36.0-37.0	329.6	21.5	472.4	1.75	38.46
37.0-38.0	324.6	21.7	494.1	1.76	40.23
38.0-39.0	319.5	21.8	515.9	1.78	42.00
39.0-40.0	314.2	21.9	537.8	1.78	43.79

C Plane : 0.0-360.0:22.5

Test Lab : TB

Test Type : Type C

Test By : ZK

Test Distance : 5.751 m

Gamma : 0.0-180.0:1.0

Measurement System : GMS-5000 (E412011U)

Temperature : 25.0°C

Humidity : 65.0%

Review By :TMI

Zonal Flux

Gamma °	Imean cd	Zonal Flux lm	Sum Zonal Flux lm	Rel Zonal Flux %	Sum Rel Zonal Flux %
40.0-41.0	308.8	22.0	559.8	1.79	45.58
41.0-42.0	303.4	22.0	581.9	1.80	47.37
42.0-43.0	298.0	22.1	603.9	1.80	49.17
43.0-44.0	292.3	22.1	626.0	1.80	50.97
44.0-45.0	286.5	22.0	648.0	1.79	52.76
45.0-46.0	280.6	21.9	670.0	1.79	54.54
46.0-47.0	274.6	21.8	691.8	1.78	56.32
47.0-48.0	268.6	21.7	713.5	1.77	58.09
48.0-49.0	262.5	21.6	735.1	1.76	59.85
49.0-50.0	256.3	21.4	756.5	1.74	61.59
50.0-51.0	250.1	21.2	777.6	1.72	63.31
51.0-52.0	243.8	20.9	798.5	1.70	65.01
52.0-53.0	237.4	20.7	819.2	1.68	66.69
53.0-54.0	230.8	20.3	839.5	1.66	68.35
54.0-55.0	224.3	20.0	859.6	1.63	69.98
55.0-56.0	217.7	19.7	879.2	1.60	71.58
56.0-57.0	210.9	19.3	898.5	1.57	73.15
57.0-58.0	204.1	18.9	917.4	1.54	74.69
58.0-59.0	197.3	18.4	935.8	1.50	76.19
59.0-60.0	190.4	18.0	953.8	1.46	77.66
60.0-61.0	183.5	17.5	971.3	1.43	79.08
61.0-62.0	176.6	17.0	988.4	1.39	80.47
62.0-63.0	169.5	16.5	1004.8	1.34	81.81
63.0-64.0	162.4	15.9	1020.8	1.30	83.11
64.0-65.0	155.4	15.4	1036.2	1.25	84.36
65.0-66.0	148.3	14.8	1051.0	1.20	85.56
66.0-67.0	141.0	14.2	1065.1	1.15	86.72
67.0-68.0	133.8	13.6	1078.7	1.10	87.82
68.0-69.0	126.6	12.9	1091.6	1.05	88.87
69.0-70.0	119.3	12.3	1103.9	1.00	89.87
70.0-71.0	112.2	11.6	1115.5	0.94	90.82
71.0-72.0	105.1	10.9	1126.4	0.89	91.70
72.0-73.0	97.9	10.2	1136.6	0.83	92.54
73.0-74.0	90.7	9.5	1146.2	0.78	93.31
74.0-75.0	83.6	8.8	1155.0	0.72	94.03
75.0-76.0	76.7	8.1	1163.1	0.66	94.70
76.0-77.0	69.7	7.4	1170.6	0.61	95.30
77.0-78.0	63.0	6.7	1177.3	0.55	95.85
78.0-79.0	56.4	6.1	1183.4	0.49	96.34
79.0-80.0	49.8	5.4	1188.7	0.44	96.78

C Plane : 0.0-360.0:22.5

Test Lab : TB

Test Type : Type C

Test By : ZK

Test Distance : 5.751 m

Gamma : 0.0-180.0:1.0

Measurement System : GMS-5000 (E412011U)

Temperature : 25.0°C

Humidity : 65.0%

Review By :TMI

Zonal Flux

Gamma °	Imean cd	Zonal Flux lm	Sum Zonal Flux lm	Rel Zonal Flux %	Sum Rel Zonal Flux %
80.0-81.0	43.4	4.7	1193.4	0.38	97.16
81.0-82.0	37.4	4.1	1197.5	0.33	97.49
82.0-83.0	31.5	3.4	1200.9	0.28	97.77
83.0-84.0	25.9	2.8	1203.8	0.23	98.00
84.0-85.0	20.6	2.3	1206.0	0.18	98.19
85.0-86.0	15.6	1.7	1207.7	0.14	98.33
86.0-87.0	11.0	1.2	1208.9	0.10	98.42
87.0-88.0	7.0	0.8	1209.7	0.06	98.49
88.0-89.0	3.9	0.4	1210.1	0.03	98.52
89.0-90.0	1.9	0.2	1210.3	0.02	98.54
90.0-91.0	1.0	0.1	1210.4	0.01	98.55
91.0-92.0	0.8	0.1	1210.5	0.01	98.56
92.0-93.0	0.8	0.1	1210.6	0.01	98.56
93.0-94.0	0.8	0.1	1210.7	0.01	98.57
94.0-95.0	0.9	0.1	1210.8	0.01	98.58
95.0-96.0	0.9	0.1	1210.9	0.01	98.59
96.0-97.0	1.0	0.1	1211.0	0.01	98.60
97.0-98.0	1.0	0.1	1211.1	0.01	98.60
98.0-99.0	1.1	0.1	1211.3	0.01	98.61
99.0-100.0	1.1	0.1	1211.4	0.01	98.62
100.0-101.0	1.2	0.1	1211.5	0.01	98.63
101.0-102.0	1.3	0.1	1211.6	0.01	98.65
102.0-103.0	1.3	0.1	1211.8	0.01	98.66
103.0-104.0	1.4	0.1	1211.9	0.01	98.67
104.0-105.0	1.5	0.2	1212.1	0.01	98.68
105.0-106.0	1.5	0.2	1212.3	0.01	98.70
106.0-107.0	1.6	0.2	1212.4	0.01	98.71
107.0-108.0	1.7	0.2	1212.6	0.01	98.72
108.0-109.0	1.8	0.2	1212.8	0.01	98.74
109.0-110.0	1.8	0.2	1213.0	0.02	98.75
110.0-111.0	1.9	0.2	1213.2	0.02	98.77
111.0-112.0	2.0	0.2	1213.4	0.02	98.79
112.0-113.0	2.1	0.2	1213.6	0.02	98.80
113.0-114.0	2.1	0.2	1213.8	0.02	98.82
114.0-115.0	2.2	0.2	1214.0	0.02	98.84
115.0-116.0	2.3	0.2	1214.2	0.02	98.86
116.0-117.0	2.4	0.2	1214.5	0.02	98.88
117.0-118.0	2.5	0.2	1214.7	0.02	98.90
118.0-119.0	2.5	0.2	1215.0	0.02	98.92
119.0-120.0	2.6	0.2	1215.2	0.02	98.94

C Plane : 0.0-360.0:22.5

Test Lab : TB

Test Type : Type C

Test By : ZK

Test Distance : 5.751 m

Gamma : 0.0-180.0:1.0

Measurement System : GMS-5000 (E412011U)

Temperature : 25.0°C Humidity : 65.0%

Review By :TMI

Zonal Flux

Gamma °	I _{mean} cd	Zonal Flux lm	Sum Zonal Flux lm	Rel Zonal Flux %	Sum Rel Zonal Flux %
120.0-121.0	2.7	0.3	1215.5	0.02	98.96
121.0-122.0	2.7	0.3	1215.7	0.02	98.98
122.0-123.0	2.8	0.3	1216.0	0.02	99.00
123.0-124.0	2.9	0.3	1216.2	0.02	99.02
124.0-125.0	3.0	0.3	1216.5	0.02	99.04
125.0-126.0	3.1	0.3	1216.8	0.02	99.06
126.0-127.0	3.1	0.3	1217.1	0.02	99.09
127.0-128.0	3.2	0.3	1217.3	0.02	99.11
128.0-129.0	3.3	0.3	1217.6	0.02	99.13
129.0-130.0	3.4	0.3	1217.9	0.02	99.16
130.0-131.0	3.5	0.3	1218.2	0.02	99.18
131.0-132.0	3.5	0.3	1218.5	0.02	99.20
132.0-133.0	3.6	0.3	1218.8	0.02	99.23
133.0-134.0	3.7	0.3	1219.1	0.02	99.25
134.0-135.0	3.8	0.3	1219.4	0.02	99.27
135.0-136.0	3.9	0.3	1219.7	0.02	99.30
136.0-137.0	3.9	0.3	1220.0	0.02	99.32
137.0-138.0	4.0	0.3	1220.3	0.02	99.35
138.0-139.0	4.1	0.3	1220.6	0.02	99.37
139.0-140.0	4.1	0.3	1220.9	0.02	99.40
140.0-141.0	4.2	0.3	1221.1	0.02	99.42
141.0-142.0	4.3	0.3	1221.4	0.02	99.44
142.0-143.0	4.3	0.3	1221.7	0.02	99.47
143.0-144.0	4.4	0.3	1222.0	0.02	99.49
144.0-145.0	4.5	0.3	1222.3	0.02	99.51
145.0-146.0	4.6	0.3	1222.6	0.02	99.54
146.0-147.0	4.7	0.3	1222.9	0.02	99.56
147.0-148.0	4.8	0.3	1223.1	0.02	99.58
148.0-149.0	4.9	0.3	1223.4	0.02	99.60
149.0-150.0	4.9	0.3	1223.7	0.02	99.63
150.0-151.0	5.0	0.3	1224.0	0.02	99.65
151.0-152.0	5.1	0.3	1224.2	0.02	99.67
152.0-153.0	5.2	0.3	1224.5	0.02	99.69
153.0-154.0	5.3	0.3	1224.8	0.02	99.71
154.0-155.0	5.4	0.3	1225.0	0.02	99.73
155.0-156.0	5.5	0.2	1225.3	0.02	99.75
156.0-157.0	5.5	0.2	1225.5	0.02	99.77
157.0-158.0	5.6	0.2	1225.7	0.02	99.79
158.0-159.0	5.7	0.2	1226.0	0.02	99.81
159.0-160.0	5.8	0.2	1226.2	0.02	99.83

C Plane : 0.0-360.0:22.5

Test Lab : TB

Test Type : Type C

Test By : ZK

Test Distance : 5.751 m

Gamma : 0.0-180.0:1.0

Measurement System : GMS-5000 (E412011U)

Temperature : 25.0°C Humidity : 65.0%

Review By :TMI

Zonal Flux

Gamma °	I _{mean} cd	Zonal Flux lm	Sum Zonal Flux lm	Rel Zonal Flux %	Sum Rel Zonal Flux %
160.0-161.0	5.8	0.2	1226.4	0.02	99.85
161.0-162.0	5.9	0.2	1226.6	0.02	99.86
162.0-163.0	5.9	0.2	1226.8	0.02	99.88
163.0-164.0	5.9	0.2	1227.0	0.01	99.89
164.0-165.0	5.8	0.2	1227.2	0.01	99.91
165.0-166.0	5.7	0.2	1227.3	0.01	99.92
166.0-167.0	5.6	0.1	1227.5	0.01	99.93
167.0-168.0	5.5	0.1	1227.6	0.01	99.94
168.0-169.0	5.4	0.1	1227.7	0.01	99.95
169.0-170.0	5.3	0.1	1227.8	0.01	99.96
170.0-171.0	5.2	0.1	1227.9	0.01	99.97
171.0-172.0	5.1	0.1	1228.0	0.01	99.98
172.0-173.0	5.0	0.1	1228.1	0.01	99.98
173.0-174.0	4.9	0.1	1228.1	0.00	99.99
174.0-175.0	4.8	0.1	1228.2	0.00	99.99
175.0-176.0	4.7	0.0	1228.2	0.00	99.99
176.0-177.0	4.7	0.0	1228.2	0.00	100.00
177.0-178.0	4.6	0.0	1228.3	0.00	100.00
178.0-179.0	4.6	0.0	1228.3	0.00	100.00
179.0-180.0	4.5	0.0	1228.3	0.00	100.00

Light Distribution Data

Unit: cd

G\C	C0.0	C22.5	C45.0	C67.5	C90.0	C112.5	C135.0	C157.5
G0.0	416.6	416.6	416.6	416.6	416.6	416.6	416.6	416.6
G1.0	416.0	416.0	416.2	416.5	416.7	416.9	417.1	417.1
G2.0	415.3	415.4	415.8	416.3	416.8	417.1	417.5	417.6
G3.0	414.5	414.7	415.3	416.0	416.7	417.2	417.7	417.9
G4.0	413.7	414.0	414.7	415.7	416.5	417.2	417.8	418.0
G5.0	412.6	413.2	414.1	415.2	416.2	417.1	417.7	418.0
G6.0	411.7	412.4	413.3	414.5	415.8	416.7	417.5	417.9
G7.0	410.7	411.2	412.5	413.8	415.2	416.3	417.2	417.6
G8.0	409.6	410.1	411.5	412.9	414.5	415.7	416.8	417.2
G9.0	408.3	408.9	410.4	411.9	413.7	414.9	416.0	416.6
G10.0	406.9	407.6	408.9	410.8	412.5	414.1	415.2	415.8
G11.0	405.1	406.1	407.5	409.5	411.4	413.1	414.3	415.0
G12.0	403.4	404.5	406.0	408.1	410.1	412.0	413.2	413.8
G13.0	401.7	402.8	404.3	406.3	408.7	410.4	412.0	412.6
G14.0	399.7	400.5	402.5	404.6	407.1	408.9	410.6	411.3
G15.0	397.7	398.5	400.6	402.8	405.4	407.3	409.1	409.8
G16.0	395.6	396.4	398.6	400.9	403.6	405.6	407.1	408.2
G17.0	393.3	394.1	396.0	398.8	401.3	403.7	405.3	406.4
G18.0	390.4	391.8	393.7	396.6	399.1	401.7	403.4	404.5
G19.0	387.8	389.3	391.3	394.3	396.9	399.6	401.3	402.0
G20.0	385.2	386.7	388.7	391.3	394.6	396.9	399.1	399.9
G21.0	382.4	383.4	386.0	388.7	392.0	394.4	396.8	397.5
G22.0	379.5	380.5	383.2	386.0	389.4	391.8	393.7	395.1
G23.0	376.5	377.5	380.3	383.1	386.1	389.1	391.1	392.5
G24.0	373.3	374.3	376.6	380.1	383.2	386.3	388.3	389.7
G25.0	369.4	371.1	373.5	377.1	380.1	383.4	385.4	386.3
G26.0	366.1	367.8	370.2	373.9	377.0	379.7	382.4	383.3
G27.0	362.6	364.4	366.7	369.9	373.7	376.4	379.2	380.1
G28.0	359.0	360.1	363.2	366.4	370.3	372.9	375.8	376.7
G29.0	355.3	356.4	359.6	362.7	366.6	369.3	371.5	373.2
G30.0	351.5	352.6	355.0	358.9	362.1	365.5	367.8	369.6
G31.0	346.6	348.6	351.0	354.9	358.1	361.7	363.9	365.8
G32.0	342.5	344.4	346.8	350.8	354.0	357.6	360.0	361.0
G33.0	338.1	340.1	342.5	345.7	349.8	352.6	355.8	356.8
G34.0	333.6	334.7	338.1	341.3	345.4	348.3	351.5	352.6
G35.0	329.1	330.2	333.6	336.8	340.9	343.9	346.3	348.3
G36.0	324.3	325.5	328.9	332.1	336.3	339.3	341.8	343.8
G37.0	319.5	320.6	323.1	327.3	330.6	334.6	337.1	339.2
G38.0	313.5	315.6	318.1	322.4	325.8	329.8	332.3	334.4
G39.0	308.4	310.6	313.1	317.4	320.8	324.9	327.4	328.6

C Plane : 0.0-360.0:22.5

Test Lab : TB

Test Type : Type C

Test By : ZK

Test Distance : 5.751 m

Gamma : 0.0-180.0:1.0

Measurement System : GMS-5000 (E412011U)

Temperature : 25.0°C Humidity : 65.0%

Review By :TMI

Light Distribution Data

Unit: cd

G\C	C0.0	C22.5	C45.0	C67.5	C90.0	C112.5	C135.0	C157.5
G40.0	303.2	304.4	308.0	311.3	315.7	318.9	322.5	323.6
G41.0	298.0	299.1	302.7	306.0	310.6	313.8	317.4	318.6
G42.0	292.6	293.7	297.4	300.7	305.3	308.5	311.1	313.4
G43.0	287.0	288.2	291.9	295.3	299.9	303.2	305.8	308.1
G44.0	280.3	282.6	285.3	289.7	293.3	297.8	300.4	302.7
G45.0	274.7	277.0	279.6	284.1	287.8	292.2	294.9	296.2
G46.0	268.9	271.3	273.9	277.3	282.1	285.5	289.3	290.6
G47.0	263.0	264.2	268.1	271.5	276.4	279.8	283.7	284.9
G48.0	257.1	258.2	262.1	265.6	270.5	274.0	277.8	279.1
G49.0	251.1	252.2	256.2	259.6	263.4	268.1	270.8	273.2
G50.0	245.1	246.2	249.0	253.6	257.5	262.2	264.9	267.4
G51.0	237.7	240.0	242.8	247.5	251.4	256.1	258.9	261.4
G52.0	231.4	233.8	236.6	241.3	245.2	250.0	252.8	254.0
G53.0	225.1	227.5	230.3	235.0	239.0	242.6	246.6	247.8
G54.0	218.7	219.8	224.0	227.4	232.7	236.3	240.4	241.6
G55.0	212.3	213.5	217.6	221.1	226.4	230.0	234.0	235.3
G56.0	205.8	207.0	211.1	214.7	218.7	223.6	226.4	228.9
G57.0	199.2	200.4	203.3	208.2	212.2	217.2	219.9	222.4
G58.0	191.2	193.8	196.7	201.6	205.6	210.6	213.4	215.9
G59.0	184.6	187.1	190.0	195.0	199.0	204.1	206.8	208.0
G60.0	177.9	180.5	183.4	187.0	192.4	196.1	200.2	201.5
G61.0	171.1	172.4	176.6	180.3	185.7	189.5	193.6	194.8
G62.0	164.3	165.6	169.8	173.5	179.0	182.7	186.8	188.0
G63.0	157.4	158.7	163.0	166.7	172.2	175.9	178.6	181.2
G64.0	150.5	151.9	154.7	159.8	163.9	169.0	171.8	174.3
G65.0	142.3	145.0	147.9	153.0	157.1	162.2	165.0	167.5
G66.0	135.4	138.1	140.9	146.1	150.2	155.3	158.0	159.1
G67.0	128.4	131.1	134.0	137.8	143.3	147.0	151.1	152.1
G68.0	121.4	122.8	127.1	130.9	136.3	140.0	144.1	145.0
G69.0	114.5	115.9	120.1	124.0	129.4	133.1	135.7	138.0
G70.0	107.6	109.0	113.2	117.0	121.1	126.2	128.7	130.9
G71.0	100.6	102.1	104.9	110.1	114.1	119.2	121.6	123.7
G72.0	92.4	95.2	98.0	103.2	107.1	112.2	114.6	116.6
G73.0	85.5	88.3	91.1	94.9	100.2	103.8	107.5	108.0
G74.0	78.8	80.2	84.4	88.1	93.4	96.9	100.4	100.9
G75.0	72.1	73.5	77.7	81.4	86.6	90.0	93.5	93.8
G76.0	65.5	66.9	71.0	74.7	79.8	83.2	85.1	86.7
G77.0	59.0	60.4	63.2	68.1	71.8	76.3	78.1	79.7
G78.0	52.6	54.1	56.8	61.6	65.2	69.6	71.3	72.7
G79.0	45.3	47.9	50.5	55.2	58.8	63.0	64.5	64.5

C Plane : 0.0-360.0:22.5

Test Lab : TB

Test Type : Type C

Test By : ZK

Test Distance : 5.751 m

Gamma : 0.0-180.0:1.0

Measurement System : GMS-5000 (E412011U)

Temperature : 25.0°C

Humidity : 65.0%

Review By :TMI

Light Distribution Data

Unit: cd

G\C	C0.0	C22.5	C45.0	C67.5	C90.0	C112.5	C135.0	C157.5
G80.0	39.3	41.9	44.5	47.8	52.5	55.2	57.9	57.9
G81.0	33.6	35.0	38.6	41.8	46.3	48.9	51.4	51.3
G82.0	28.1	29.4	32.9	36.0	40.3	42.7	45.1	44.9
G83.0	22.9	24.2	27.5	30.4	34.6	36.8	37.7	38.6
G84.0	18.0	19.2	21.4	25.2	28.0	31.1	31.9	32.6
G85.0	12.6	14.6	16.6	20.2	22.8	25.7	26.3	25.8
G86.0	8.5	10.2	12.1	15.4	17.9	19.6	21.0	20.3
G87.0	4.7	6.3	7.9	10.1	13.3	14.8	15.9	15.2
G88.0	1.9	2.4	4.2	6.1	9.0	10.3	11.3	10.4
G89.0	0.8	0.8	1.5	2.8	5.1	6.3	6.3	6.2
G90.0	0.8	0.8	0.8	0.9	1.7	3.1	3.1	2.7
G91.0	0.8	0.8	0.8	0.8	0.8	1.1	1.2	1.0
G92.0	0.9	0.9	0.8	0.8	0.8	0.8	0.7	0.7
G93.0	0.9	0.9	0.9	0.9	0.8	0.8	0.8	0.8
G94.0	1.0	0.9	0.9	0.9	0.9	0.8	0.8	0.8
G95.0	1.0	1.0	0.9	0.9	0.9	0.9	0.8	0.8
G96.0	1.1	1.1	1.0	1.0	1.0	0.9	0.9	0.9
G97.0	1.1	1.1	1.1	1.1	1.1	1.0	0.9	0.9
G98.0	1.2	1.1	1.1	1.1	1.1	1.0	1.0	0.9
G99.0	1.2	1.2	1.1	1.2	1.2	1.1	1.0	1.0
G100.0	1.3	1.2	1.2	1.2	1.2	1.1	1.1	1.1
G101.0	1.4	1.3	1.3	1.3	1.3	1.2	1.1	1.1
G102.0	1.4	1.4	1.3	1.4	1.4	1.2	1.2	1.2
G103.0	1.5	1.4	1.4	1.5	1.4	1.3	1.2	1.2
G104.0	1.5	1.5	1.5	1.5	1.5	1.4	1.3	1.3
G105.0	1.6	1.6	1.5	1.6	1.6	1.4	1.3	1.3
G106.0	1.7	1.7	1.6	1.7	1.7	1.5	1.4	1.4
G107.0	1.8	1.8	1.7	1.8	1.7	1.6	1.4	1.4
G108.0	1.8	2.0	1.7	1.9	1.8	1.7	1.5	1.5
G109.0	1.9	2.1	1.8	2.0	1.9	1.7	1.6	1.6
G110.0	2.0	2.1	1.9	2.0	2.0	1.8	1.7	1.6
G111.0	2.1	2.2	2.0	2.1	2.0	1.9	1.7	1.7
G112.0	2.2	2.3	2.0	2.2	2.1	2.0	1.9	1.7
G113.0	2.3	2.4	2.1	2.3	2.2	2.1	1.9	1.8
G114.0	2.3	2.4	2.1	2.4	2.3	2.2	2.0	1.9
G115.0	2.4	2.5	2.2	2.5	2.3	2.2	2.1	2.0
G116.0	2.4	2.6	2.3	2.5	2.4	2.3	2.2	2.1
G117.0	2.5	2.6	2.3	2.6	2.5	2.4	2.3	2.2
G118.0	2.6	2.7	2.4	2.7	2.6	2.5	2.3	2.2
G119.0	2.7	2.7	2.5	2.8	2.7	2.5	2.4	2.3

C Plane : 0.0-360.0:22.5

Test Lab : TB

Test Type : Type C

Test By : ZK

Test Distance : 5.751 m

Gamma : 0.0-180.0:1.0

Measurement System : GMS-5000 (E412011U)

Temperature : 25.0°C

Humidity : 65.0%

Review By :TMI

Light Distribution Data

Unit: cd

G\C	C0.0	C22.5	C45.0	C67.5	C90.0	C112.5	C135.0	C157.5
G120.0	2.7	2.7	2.6	2.8	2.8	2.6	2.5	2.4
G121.0	2.8	2.8	2.6	2.9	2.8	2.7	2.6	2.5
G122.0	2.9	2.8	2.7	3.0	2.8	2.8	2.6	2.5
G123.0	3.0	2.8	2.8	3.1	2.9	2.9	2.7	2.6
G124.0	3.1	2.8	2.9	3.2	3.1	2.9	2.8	2.7
G125.0	3.2	2.9	2.9	3.2	3.2	3.0	2.9	2.8
G126.0	3.3	3.0	3.0	3.4	3.2	3.0	3.0	2.8
G127.0	3.4	3.1	3.1	3.4	3.4	3.0	3.1	2.9
G128.0	3.5	3.1	3.2	3.5	3.5	3.0	3.2	3.0
G129.0	3.5	3.1	3.2	3.6	3.5	3.1	3.3	3.1
G130.0	3.7	3.2	3.3	3.7	3.7	3.2	3.3	3.2
G131.0	3.8	3.2	3.4	3.8	3.7	3.2	3.4	3.3
G132.0	3.9	3.2	3.5	3.9	3.8	3.2	3.5	3.3
G133.0	4.0	3.2	3.6	4.0	4.0	3.2	3.6	3.4
G134.0	4.1	3.3	3.7	4.2	4.1	3.2	3.7	3.5
G135.0	4.2	3.4	3.7	4.3	4.2	3.3	3.7	3.5
G136.0	4.4	3.4	3.8	4.4	4.3	3.3	3.8	3.6
G137.0	4.5	3.5	3.9	4.5	4.3	3.4	3.8	3.6
G138.0	4.6	3.5	4.0	4.6	4.3	3.4	3.7	3.7
G139.0	4.8	3.6	4.1	4.7	4.4	3.5	3.8	3.7
G140.0	4.9	3.7	4.2	4.8	4.5	3.5	3.8	3.8
G141.0	5.0	3.7	4.3	4.9	4.6	3.5	3.8	3.9
G142.0	5.2	3.8	4.4	5.1	4.7	3.5	3.7	3.9
G143.0	5.3	3.9	4.5	5.2	4.7	3.5	3.6	4.0
G144.0	5.4	4.0	4.5	5.3	4.8	3.5	3.5	4.0
G145.0	5.5	4.1	4.6	5.4	4.9	3.5	3.5	4.1
G146.0	5.7	4.2	4.7	5.4	5.1	3.5	3.5	4.2
G147.0	5.9	4.3	4.8	5.5	5.4	3.5	3.5	4.2
G148.0	6.1	4.5	5.0	5.7	5.5	3.6	3.6	4.2
G149.0	6.3	4.7	5.1	5.8	5.5	3.6	3.6	4.2
G150.0	6.5	5.0	5.2	5.9	5.5	3.7	3.6	4.2
G151.0	6.6	5.2	5.2	6.1	5.6	3.8	3.7	4.2
G152.0	6.7	5.4	5.4	6.2	5.6	3.9	3.7	4.1
G153.0	6.9	5.6	5.7	6.3	5.5	3.9	3.7	4.1
G154.0	7.0	5.8	6.1	6.4	5.5	4.0	3.8	4.0
G155.0	7.1	6.0	6.5	6.6	5.5	4.0	3.8	4.0
G156.0	7.2	6.1	6.9	6.6	5.5	4.0	3.9	4.0
G157.0	7.3	6.3	7.2	6.7	5.4	4.0	3.9	4.0
G158.0	7.3	6.4	7.4	6.8	5.4	4.0	3.9	4.0
G159.0	7.4	6.6	7.5	6.9	5.4	4.0	3.9	4.0

C Plane : 0.0-360.0:22.5

Test Lab : TB

Test Type : Type C

Test By : ZK

Test Distance : 5.751 m

Gamma : 0.0-180.0:1.0

Measurement System : GMS-5000 (E412011U)

Temperature : 25.0°C

Humidity : 65.0%

Review By :TMI

Light Distribution Data

Unit: cd

G\C	C0.0	C22.5	C45.0	C67.5	C90.0	C112.5	C135.0	C157.5
G160.0	7.5	6.7	7.5	6.9	5.2	4.0	4.0	4.0
G161.0	7.6	6.9	7.6	6.9	5.2	4.0	4.0	4.1
G162.0	7.6	7.1	7.7	6.8	5.1	4.1	4.0	4.1
G163.0	7.6	7.2	7.6	6.8	5.1	4.1	4.1	4.1
G164.0	7.6	7.3	7.5	6.5	5.0	4.1	4.1	4.2
G165.0	7.4	7.3	7.3	6.3	5.0	4.2	4.2	4.2
G166.0	7.2	7.1	7.0	6.2	4.9	4.2	4.2	4.2
G167.0	7.0	6.9	6.8	6.0	4.9	4.2	4.2	4.3
G168.0	6.7	6.7	6.4	5.9	4.8	4.3	4.2	4.3
G169.0	6.6	6.4	6.2	5.7	4.8	4.3	4.3	4.3
G170.0	6.3	6.1	6.0	5.6	4.7	4.3	4.3	4.3
G171.0	6.1	5.9	5.8	5.4	4.7	4.3	4.3	4.4
G172.0	5.9	5.7	5.6	5.2	4.6	4.3	4.3	4.4
G173.0	5.6	5.4	5.4	5.1	4.6	4.4	4.3	4.4
G174.0	5.5	5.3	5.2	5.0	4.6	4.4	4.4	4.4
G175.0	5.2	5.1	5.1	4.9	4.5	4.4	4.4	4.4
G176.0	5.0	5.0	4.9	4.8	4.5	4.4	4.4	4.5
G177.0	4.9	4.9	4.8	4.7	4.5	4.5	4.4	4.5
G178.0	4.7	4.7	4.7	4.6	4.5	4.5	4.4	4.5
G179.0	4.6	4.6	4.6	4.6	4.5	4.5	4.4	4.5
G180.0	4.5	4.6	4.5	4.6	4.5	4.6	4.5	4.6

Light Distribution Data

Unit: cd

G\C	C180.0	C202.5	C225.0	C247.5	C270.0	C292.5	C315.0	C337.5
G0.0	416.6	416.6	416.6	416.6	416.6	416.6	416.6	416.6
G1.0	417.1	416.9	416.8	416.6	416.3	416.1	416.0	415.9
G2.0	417.4	417.2	416.9	416.5	416.1	415.5	415.3	415.0
G3.0	417.6	417.3	416.9	416.3	415.7	415.0	414.6	414.1
G4.0	417.7	417.3	416.8	416.0	415.3	414.4	413.8	413.3
G5.0	417.5	417.2	416.5	415.7	414.6	413.7	412.8	412.4
G6.0	417.3	416.9	416.1	415.1	413.9	412.8	411.8	411.4
G7.0	416.9	416.3	415.5	414.5	413.1	411.9	410.8	410.3
G8.0	416.4	415.7	414.9	413.5	412.1	410.6	409.6	409.1
G9.0	415.7	415.0	414.0	412.5	411.1	409.4	408.3	407.4
G10.0	414.7	414.1	413.1	411.4	409.8	408.0	406.9	406.0
G11.0	413.7	413.1	411.7	410.2	408.2	406.5	405.3	404.3
G12.0	412.6	411.9	410.5	408.9	406.7	404.9	403.3	402.6
G13.0	411.3	410.6	409.1	407.4	405.1	403.2	401.4	400.8
G14.0	409.9	408.9	407.6	405.4	403.3	401.3	399.5	398.8
G15.0	408.4	407.3	405.9	403.6	401.4	398.9	397.4	396.6
G16.0	406.6	405.5	404.0	401.7	399.4	396.8	395.2	393.9
G17.0	404.4	403.6	401.7	399.6	397.2	394.5	392.9	391.6
G18.0	402.4	401.6	399.6	397.4	394.5	392.1	390.4	389.0
G19.0	400.2	399.4	397.3	395.1	392.1	389.6	387.3	386.4
G20.0	398.0	397.1	395.0	392.6	389.5	387.0	384.6	383.7
G21.0	395.6	394.2	392.4	389.5	386.8	383.6	381.8	380.8
G22.0	393.0	391.6	389.8	386.8	384.0	380.7	378.8	377.2
G23.0	389.7	388.8	387.0	383.9	381.1	377.7	375.7	374.1
G24.0	386.9	386.0	383.5	380.9	377.4	374.6	372.6	370.9
G25.0	384.0	383.0	380.5	377.9	374.2	371.3	368.6	367.6
G26.0	380.8	379.9	377.3	374.6	370.9	368.0	365.1	364.1
G27.0	377.5	375.9	373.9	370.6	367.5	364.5	361.6	360.6
G28.0	374.1	372.4	370.4	367.0	363.9	360.1	357.9	356.9
G29.0	370.4	368.7	366.7	363.2	360.1	356.4	354.1	352.3
G30.0	365.9	365.0	362.9	359.4	356.3	352.5	350.2	348.3
G31.0	362.0	361.0	358.1	355.3	351.4	348.3	345.2	344.1
G32.0	357.9	356.9	353.9	351.1	347.1	344.0	340.8	339.8
G33.0	353.7	352.7	349.6	346.8	342.7	339.6	336.4	335.4
G34.0	349.4	347.5	345.3	341.5	338.2	334.1	331.8	330.8
G35.0	345.0	343.0	340.8	336.9	333.6	329.4	327.1	325.2
G36.0	339.5	338.4	336.1	332.2	328.8	324.6	322.3	320.4
G37.0	334.7	333.7	330.4	327.3	322.9	319.7	317.3	315.4
G38.0	329.9	328.8	325.5	322.4	317.9	314.6	311.2	310.3
G39.0	325.0	323.9	320.5	317.3	312.7	309.5	306.0	305.2

C Plane : 0.0-360.0:22.5

Test Lab : TB

Test Type : Type C

Test By : ZK

Test Distance : 5.751 m

Gamma : 0.0-180.0:1.0

Measurement System : GMS-5000 (E412011U)

Temperature : 25.0°C

Humidity : 65.0%

Review By :TMI

Light Distribution Data

Unit: cd

G\C	C180.0	C202.5	C225.0	C247.5	C270.0	C292.5	C315.0	C337.5
G40.0	319.9	317.8	315.4	311.2	307.5	304.3	300.8	299.9
G41.0	314.8	312.6	310.1	305.9	302.2	297.8	295.4	293.5
G42.0	309.5	307.3	304.8	300.5	296.8	292.3	289.9	287.9
G43.0	303.1	301.9	299.4	295.0	291.2	286.7	284.3	282.4
G44.0	297.6	296.4	292.8	289.4	284.5	281.1	278.7	276.7
G45.0	292.1	290.9	287.2	283.8	278.8	275.4	271.8	271.0
G46.0	286.4	284.1	281.4	276.9	273.0	269.6	266.0	265.1
G47.0	280.6	278.3	275.6	271.0	267.1	262.5	260.0	259.2
G48.0	274.8	272.4	269.7	265.0	261.1	256.4	254.0	252.0
G49.0	267.8	266.5	263.8	259.0	255.1	250.4	247.9	245.9
G50.0	261.8	260.5	256.6	253.0	247.8	244.3	241.8	239.8
G51.0	255.7	254.4	250.4	246.8	241.6	238.1	234.3	233.5
G52.0	249.5	248.2	244.2	240.5	235.3	231.7	228.0	227.1
G53.0	243.2	240.7	237.9	234.2	228.9	225.4	221.6	220.8
G54.0	237.0	234.4	231.6	226.6	222.5	217.7	215.2	213.1
G55.0	230.7	228.1	225.3	220.2	216.1	211.2	208.7	206.6
G56.0	222.9	221.6	217.4	213.6	209.6	204.6	202.2	199.9
G57.0	216.4	215.1	210.9	207.0	201.6	198.0	194.2	193.3
G58.0	209.8	208.4	204.2	200.4	194.9	191.3	187.5	186.6
G59.0	203.2	200.5	197.6	192.4	188.3	184.6	180.8	179.9
G60.0	196.6	193.8	190.9	185.7	181.5	176.5	174.0	173.2
G61.0	189.8	187.0	184.1	178.9	174.7	169.7	167.2	165.0
G62.0	181.6	180.1	177.3	172.0	167.9	162.8	160.3	158.1
G63.0	174.7	173.2	169.0	165.1	159.6	155.9	153.4	151.2
G64.0	167.8	166.3	162.1	158.2	152.7	149.0	145.2	144.4
G65.0	160.9	159.3	155.1	151.3	145.7	142.1	138.2	137.4
G66.0	153.9	150.9	148.1	142.9	138.8	135.1	131.3	130.4
G67.0	146.7	143.9	141.0	135.8	131.7	126.7	124.2	122.1
G68.0	139.7	136.8	134.0	128.9	124.8	119.7	117.3	115.1
G69.0	131.1	129.8	125.6	121.9	116.4	112.8	110.4	108.2
G70.0	124.0	122.7	118.5	114.9	109.4	105.8	102.0	101.2
G71.0	116.8	115.6	111.4	107.8	102.5	98.9	95.1	94.3
G72.0	109.7	107.0	104.4	100.9	95.5	91.9	88.2	87.4
G73.0	102.5	99.9	97.4	92.5	88.6	85.1	81.4	80.6
G74.0	95.5	92.9	90.4	85.7	81.8	77.0	74.6	72.6
G75.0	86.9	85.9	83.5	78.9	75.1	70.4	68.0	66.0
G76.0	79.9	78.9	75.2	72.1	67.1	63.7	61.4	59.4
G77.0	72.9	72.0	68.5	65.5	60.5	57.2	53.7	53.0
G78.0	66.1	65.2	61.8	58.9	54.2	51.0	47.5	46.8
G79.0	59.4	57.2	55.4	51.3	48.0	44.9	41.5	40.8

C Plane : 0.0-360.0:22.5

Test Lab : TB

Test Type : Type C

Test By : ZK

Test Distance : 5.751 m

Gamma : 0.0-180.0:1.0

Measurement System : GMS-5000 (E412011U)

Temperature : 25.0°C Humidity : 65.0%

Review By :TMI

Light Distribution Data

Unit: cd

G\C	C180.0	C202.5	C225.0	C247.5	C270.0	C292.5	C315.0	C337.5
G80.0	52.8	50.7	49.0	45.2	42.0	37.8	35.7	33.9
G81.0	46.3	44.3	42.8	39.1	36.1	32.1	30.1	28.4
G82.0	38.7	38.2	36.7	33.4	30.5	26.7	24.8	23.1
G83.0	32.7	32.2	29.9	27.8	24.2	21.6	18.8	18.2
G84.0	27.0	26.6	24.5	22.6	19.2	16.7	14.1	13.6
G85.0	21.5	20.1	19.3	16.8	14.5	12.2	9.8	9.4
G86.0	16.2	15.1	14.4	12.1	10.0	7.2	5.9	5.5
G87.0	11.3	10.4	9.9	7.9	6.0	3.6	2.6	1.9
G88.0	6.0	6.2	5.9	4.3	2.7	1.2	0.8	0.7
G89.0	2.5	2.9	2.4	1.6	0.7	0.7	0.7	0.7
G90.0	0.8	1.2	0.8	0.7	0.7	0.8	0.8	0.8
G91.0	0.7	0.7	0.7	0.7	0.8	0.8	0.8	0.8
G92.0	0.7	0.7	0.7	0.8	0.8	0.8	0.8	0.8
G93.0	0.8	0.8	0.8	0.8	0.9	0.9	0.9	0.9
G94.0	0.8	0.8	0.8	0.8	0.9	0.9	0.9	0.9
G95.0	0.8	0.8	0.8	0.9	0.9	1.0	0.9	0.9
G96.0	0.9	0.9	0.9	0.9	1.0	1.0	1.0	1.0
G97.0	0.9	0.9	0.9	1.0	1.1	1.1	1.1	1.1
G98.0	0.9	1.0	1.0	1.1	1.1	1.1	1.1	1.1
G99.0	1.0	1.0	1.0	1.1	1.2	1.2	1.2	1.2
G100.0	1.1	1.1	1.1	1.2	1.2	1.3	1.2	1.2
G101.0	1.1	1.1	1.1	1.2	1.3	1.3	1.3	1.3
G102.0	1.2	1.2	1.2	1.3	1.4	1.4	1.3	1.4
G103.0	1.2	1.2	1.2	1.4	1.5	1.5	1.4	1.4
G104.0	1.2	1.3	1.3	1.4	1.5	1.5	1.5	1.5
G105.0	1.3	1.4	1.4	1.5	1.6	1.6	1.5	1.6
G106.0	1.4	1.4	1.5	1.5	1.7	1.7	1.6	1.6
G107.0	1.4	1.5	1.5	1.6	1.7	1.8	1.7	1.7
G108.0	1.5	1.6	1.6	1.7	1.8	1.9	1.7	1.8
G109.0	1.5	1.7	1.7	1.8	1.9	1.9	1.8	1.8
G110.0	1.6	1.8	1.8	1.8	2.0	2.0	1.8	1.9
G111.0	1.7	1.9	1.8	1.9	2.1	2.0	1.9	2.0
G112.0	1.8	2.0	2.0	2.0	2.2	2.2	2.0	2.0
G113.0	1.8	2.1	2.0	2.1	2.2	2.2	2.0	2.1
G114.0	1.9	2.2	2.1	2.2	2.3	2.3	2.1	2.2
G115.0	2.0	2.3	2.2	2.3	2.4	2.3	2.2	2.3
G116.0	2.0	2.4	2.3	2.3	2.5	2.4	2.2	2.3
G117.0	2.1	2.5	2.4	2.5	2.6	2.5	2.3	2.4
G118.0	2.2	2.6	2.5	2.5	2.6	2.6	2.3	2.5
G119.0	2.3	2.6	2.6	2.6	2.7	2.7	2.4	2.6

C Plane : 0.0-360.0:22.5

Test Lab : TB

Test Type : Type C

Test By : ZK

Test Distance : 5.751 m

Gamma : 0.0-180.0:1.0

Measurement System : GMS-5000 (E412011U)

Temperature : 25.0°C

Humidity : 65.0%

Review By :TMI

Light Distribution Data

Unit: cd

G\C	C180.0	C202.5	C225.0	C247.5	C270.0	C292.5	C315.0	C337.5
G120.0	2.3	2.7	2.7	2.6	2.8	2.8	2.5	2.6
G121.0	2.4	2.8	2.8	2.6	2.9	2.8	2.6	2.7
G122.0	2.5	2.9	2.9	2.7	3.0	2.9	2.6	2.8
G123.0	2.6	3.0	3.0	2.7	3.1	3.0	2.7	2.9
G124.0	2.7	3.0	3.1	2.8	3.1	3.1	2.8	3.0
G125.0	2.8	3.1	3.2	2.8	3.2	3.2	2.8	3.1
G126.0	2.9	3.2	3.4	2.9	3.3	3.2	2.9	3.2
G127.0	3.0	3.2	3.5	2.9	3.4	3.3	3.0	3.2
G128.0	3.0	3.3	3.6	3.0	3.5	3.4	3.1	3.3
G129.0	3.1	3.4	3.7	3.0	3.6	3.5	3.3	3.3
G130.0	3.2	3.5	3.8	3.0	3.7	3.6	3.4	3.4
G131.0	3.3	3.5	3.9	3.1	3.8	3.7	3.5	3.4
G132.0	3.4	3.6	4.0	3.1	3.8	3.8	3.6	3.6
G133.0	3.5	3.7	4.1	3.1	4.0	3.9	3.7	3.6
G134.0	3.6	3.7	4.1	3.2	4.1	4.0	3.8	3.7
G135.0	3.6	3.8	4.2	3.2	4.2	4.1	3.9	3.9
G136.0	3.7	3.8	4.2	3.3	4.3	4.2	4.0	3.9
G137.0	3.8	3.9	4.3	3.3	4.4	4.3	4.1	4.1
G138.0	3.8	3.9	4.3	3.4	4.5	4.5	4.2	4.2
G139.0	3.8	4.0	4.2	3.4	4.6	4.6	4.3	4.3
G140.0	3.8	4.0	4.2	3.4	4.7	4.7	4.4	4.4
G141.0	3.9	4.0	4.1	3.4	4.8	4.8	4.5	4.5
G142.0	4.0	4.1	4.0	3.5	4.9	4.9	4.6	4.6
G143.0	4.1	4.1	3.9	3.6	5.1	5.0	4.7	4.7
G144.0	4.2	4.1	3.8	3.7	5.2	5.2	4.8	4.8
G145.0	4.3	4.1	3.8	3.8	5.3	5.4	5.0	5.0
G146.0	4.3	4.1	3.8	3.8	5.5	5.6	5.1	5.1
G147.0	4.3	4.0	3.8	3.8	5.6	5.8	5.4	5.3
G148.0	4.3	4.0	3.8	3.9	5.7	6.0	5.6	5.5
G149.0	4.3	3.9	3.8	4.0	5.8	6.2	5.9	5.7
G150.0	4.2	3.9	3.8	4.0	5.9	6.4	6.0	6.0
G151.0	4.1	3.9	3.8	4.0	6.0	6.6	6.2	6.2
G152.0	4.0	3.9	3.8	4.0	6.0	6.8	6.4	6.4
G153.0	4.0	3.9	3.8	4.0	6.1	6.9	6.5	6.5
G154.0	4.0	3.9	3.8	4.0	6.2	7.1	6.8	6.7
G155.0	4.0	4.0	3.8	4.0	6.2	7.2	7.1	6.9
G156.0	4.0	4.0	3.8	4.0	6.2	7.4	7.4	7.1
G157.0	4.0	4.0	3.8	4.1	6.3	7.5	7.8	7.2
G158.0	4.0	4.0	3.9	4.1	6.3	7.7	8.1	7.3
G159.0	4.1	4.1	3.9	4.2	6.3	7.8	8.5	7.4

C Plane : 0.0-360.0:22.5

Test Lab : TB

Test Type : Type C

Test By : ZK

Test Distance : 5.751 m

Gamma : 0.0-180.0:1.0

Measurement System : GMS-5000 (E412011U)

Temperature : 25.0°C

Humidity : 65.0%

Review By :TMI

Light Distribution Data

Unit: cd

G\C	C180.0	C202.5	C225.0	C247.5	C270.0	C292.5	C315.0	C337.5
G160.0	4.1	4.1	4.0	4.2	6.3	7.9	8.7	7.5
G161.0	4.1	4.1	4.0	4.3	6.3	8.0	8.8	7.7
G162.0	4.1	4.2	4.0	4.3	6.2	8.0	8.8	7.8
G163.0	4.1	4.2	4.1	4.3	6.1	8.0	8.8	7.9
G164.0	4.2	4.2	4.1	4.4	6.0	7.8	8.7	7.9
G165.0	4.2	4.2	4.1	4.4	5.8	7.6	8.5	7.8
G166.0	4.2	4.3	4.2	4.5	5.8	7.3	8.1	7.7
G167.0	4.3	4.3	4.2	4.5	5.7	7.1	7.7	7.4
G168.0	4.3	4.3	4.3	4.5	5.6	6.8	7.3	7.1
G169.0	4.3	4.3	4.3	4.6	5.5	6.5	7.0	6.8
G170.0	4.3	4.3	4.3	4.6	5.4	6.3	6.7	6.5
G171.0	4.4	4.4	4.3	4.6	5.2	6.0	6.4	6.2
G172.0	4.4	4.4	4.4	4.5	5.1	5.8	6.1	5.9
G173.0	4.4	4.4	4.4	4.5	5.0	5.6	5.8	5.7
G174.0	4.4	4.4	4.4	4.5	4.9	5.4	5.5	5.4
G175.0	4.5	4.4	4.4	4.5	4.8	5.1	5.3	5.2
G176.0	4.5	4.4	4.4	4.5	4.8	4.9	5.1	5.0
G177.0	4.5	4.4	4.4	4.5	4.7	4.8	4.9	4.8
G178.0	4.5	4.5	4.4	4.5	4.6	4.7	4.8	4.7
G179.0	4.5	4.5	4.4	4.5	4.6	4.6	4.7	4.6
G180.0	4.5	4.5	4.6	4.5	4.6	4.5	4.6	4.5