

### Goniophotometers System Test Report

#### Product Info

Luminaire Category : LED Ceiling Light

Luminaire : 3000K Gray

Lamp Category : SMD

Lamp : F9098

Manufacturer : FILUX

Submitter : HX-TB

Nuber of Lamps : 0

Lumens per Lamp : 0 lm

Luminous Length : 0 mm

Luminous Width : 0 mm

Luminous Height : 0 mm

#### Electric Parameters

Voltage : 229.78 V Current : 0.1315 A Power : 28.23 W Power Factor : 0.9340 Frequency : 50.00 Hz

#### Photometric Parameters

CIE Class : Direct

Measurement Flux : 2302.9 lm

Upward Ratio : 1.21 %

Maximum Intensity : 770.60 cd

Central Intensity : 770.47 cd

Luminaire Efficacy Rating (LER) : 82

Beam Angle (C0-C180,C90-C270) : 115.0 °, 115.0 °

Field Angle (C0-C180,C90-C270) : 163.5 °, 164.0 °

Total Rated Lamp Lumens : 2302.9 lm

Efficiency : 100.00 %

Downward Ratio : 98.79 %

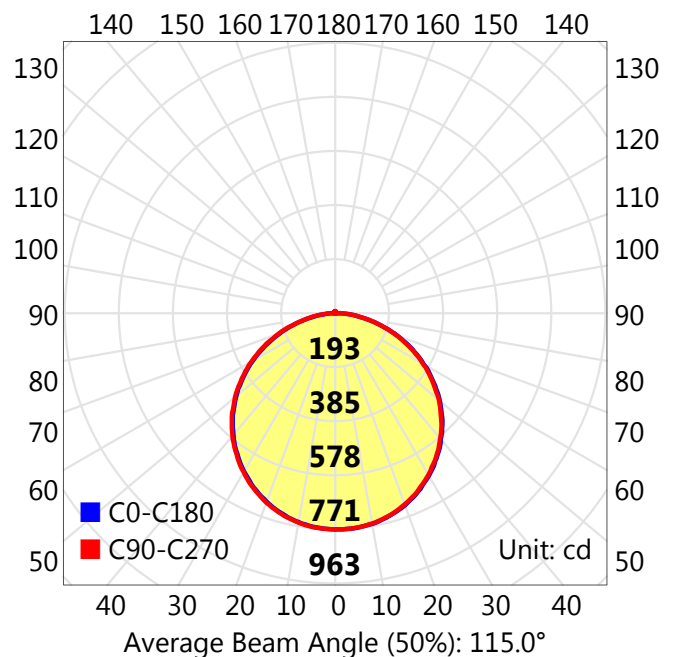
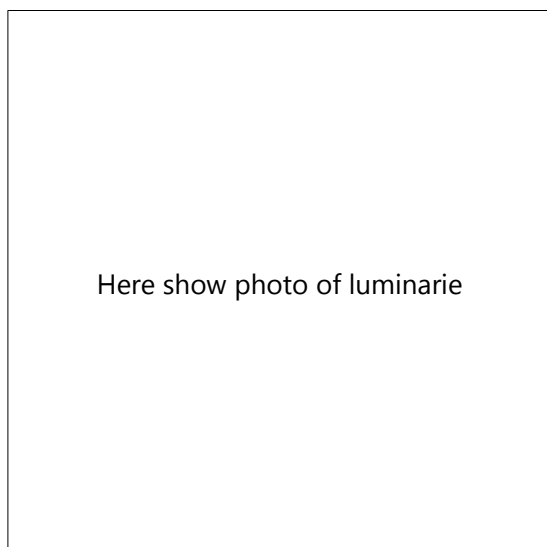
Position Of Maximum Intensity : C67.5° γ1°

S/MH(C0-C180,C90-C270) : 1.27, 1.27

Energy Efficiency Class : A+ (EU 874/2012 EEI:0.167)

Beam Angle (C45-C225,C135-C315) : 115.1 °, 115.0 °

Field Angle (C45-C225,C135-C315) : 163.8 °, 163.8 °



C Plane : 0.0-360.0:22.5

Test Lab : TB

Test Type : Type C

Test By : ZK

Test Distance : 5.751 m

Gamma : 0.0-180.0:1.0

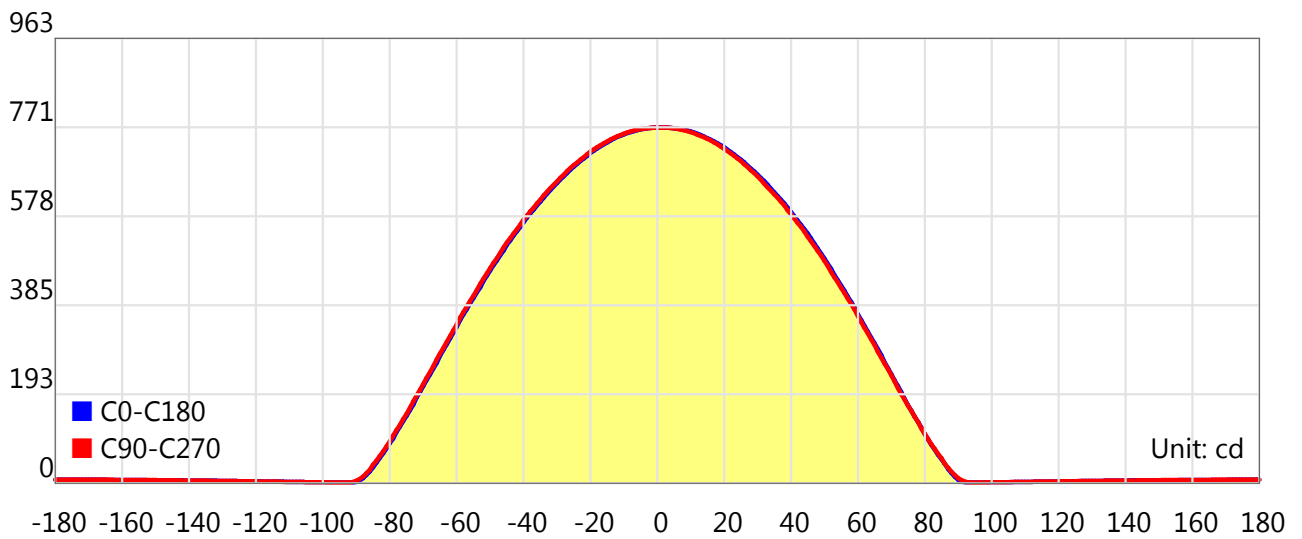
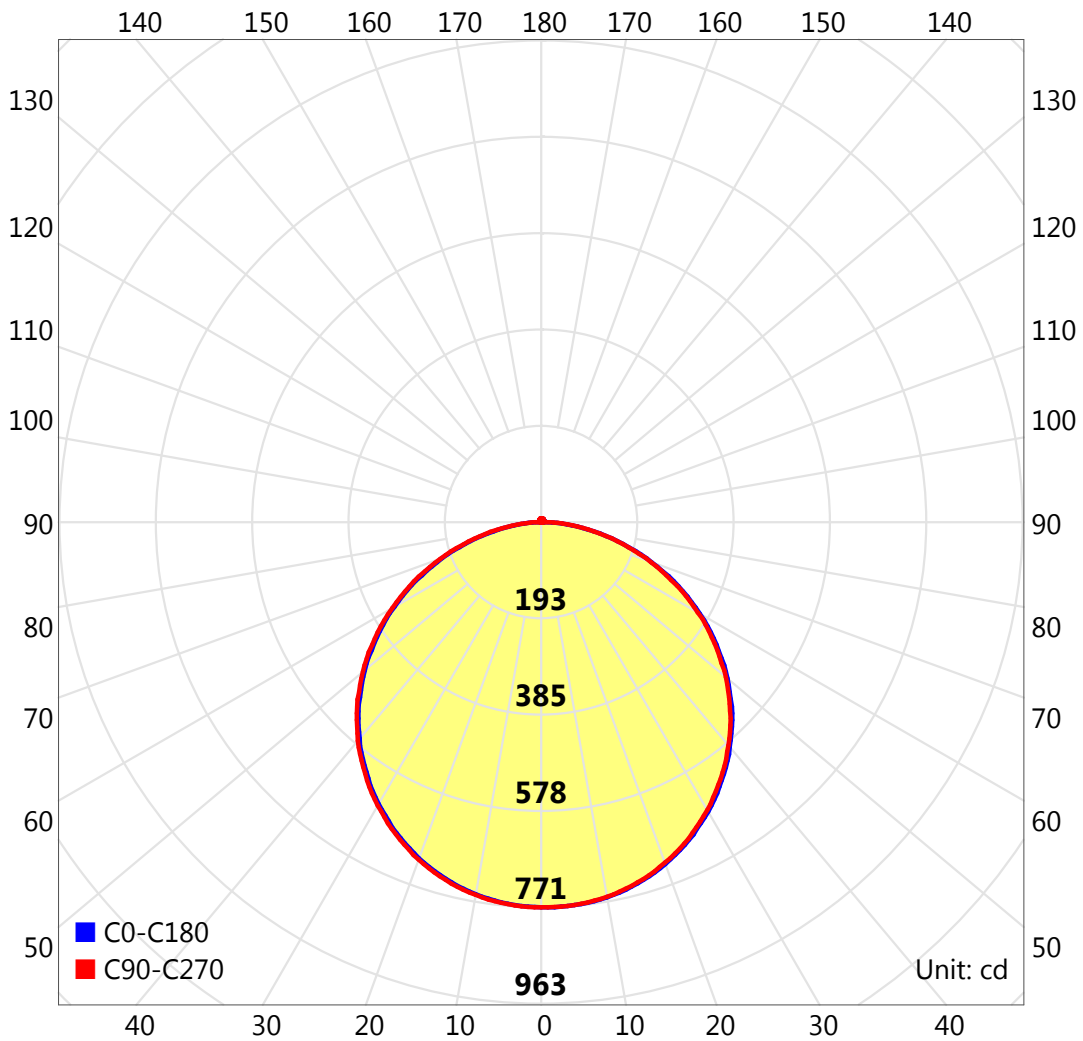
Measurement System : GMS-5000 (E412011U)

Temperature : 25.0°C

Humidity : 65.0%

Review By :TMI

### Light Distribution Curve



C Plane : 0.0-360.0:22.5

Test Lab : TB

Test Type : Type C

Test By : ZK

Test Distance : 5.751 m

Gamma : 0.0-180.0:1.0

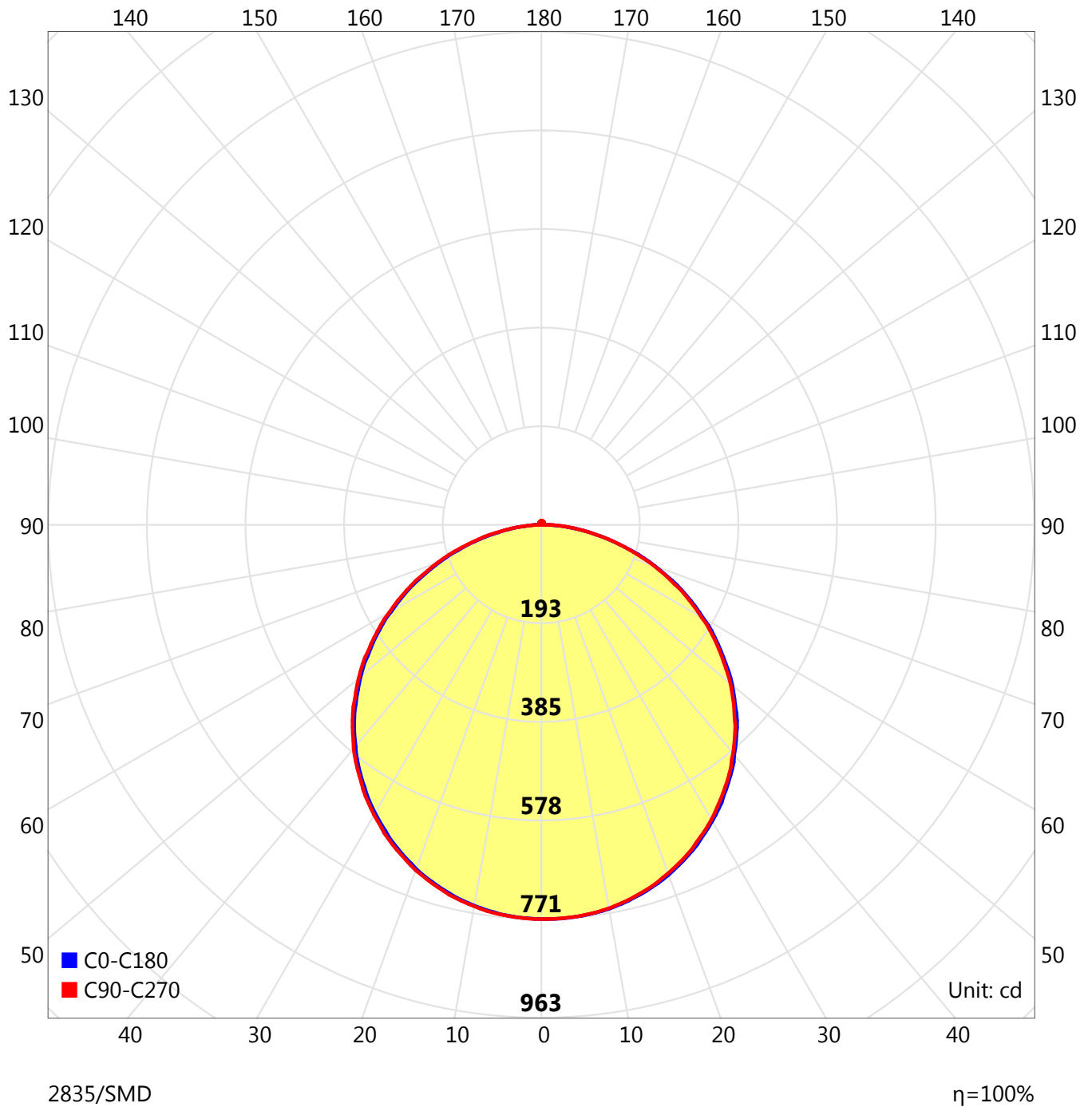
Measurement System : GMS-5000 (E412011U)

Temperature : 25.0°C

Review By :TMI

Humidity : 65.0%

### Light Distribution Curve (cd/klm)



C Plane : 0.0-360.0:22.5

Test Lab : TB

Test Type : Type C

Test By : ZK

Test Distance : 5.751 m

Gamma : 0.0-180.0:1.0

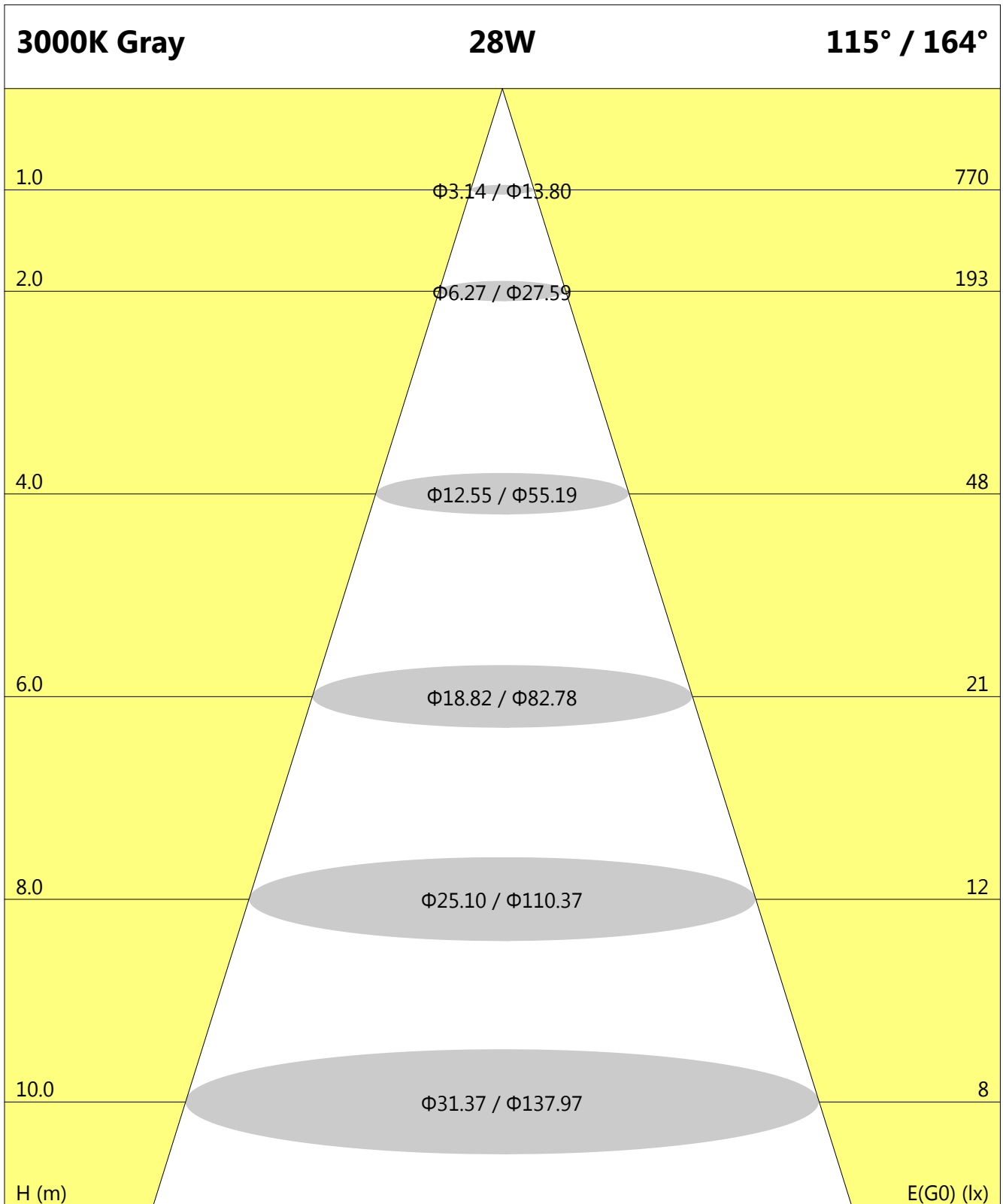
Measurement System : GMS-5000 (E412011U)

Temperature : 25.0°C

Review By :TMI

Humidity : 65.0%

### Lux-Distance



C Plane : 0.0-360.0:22.5

Test Lab : TB

Test Type : Type C

Test By : ZK

Test Distance : 5.751 m

Gamma : 0.0-180.0:1.0

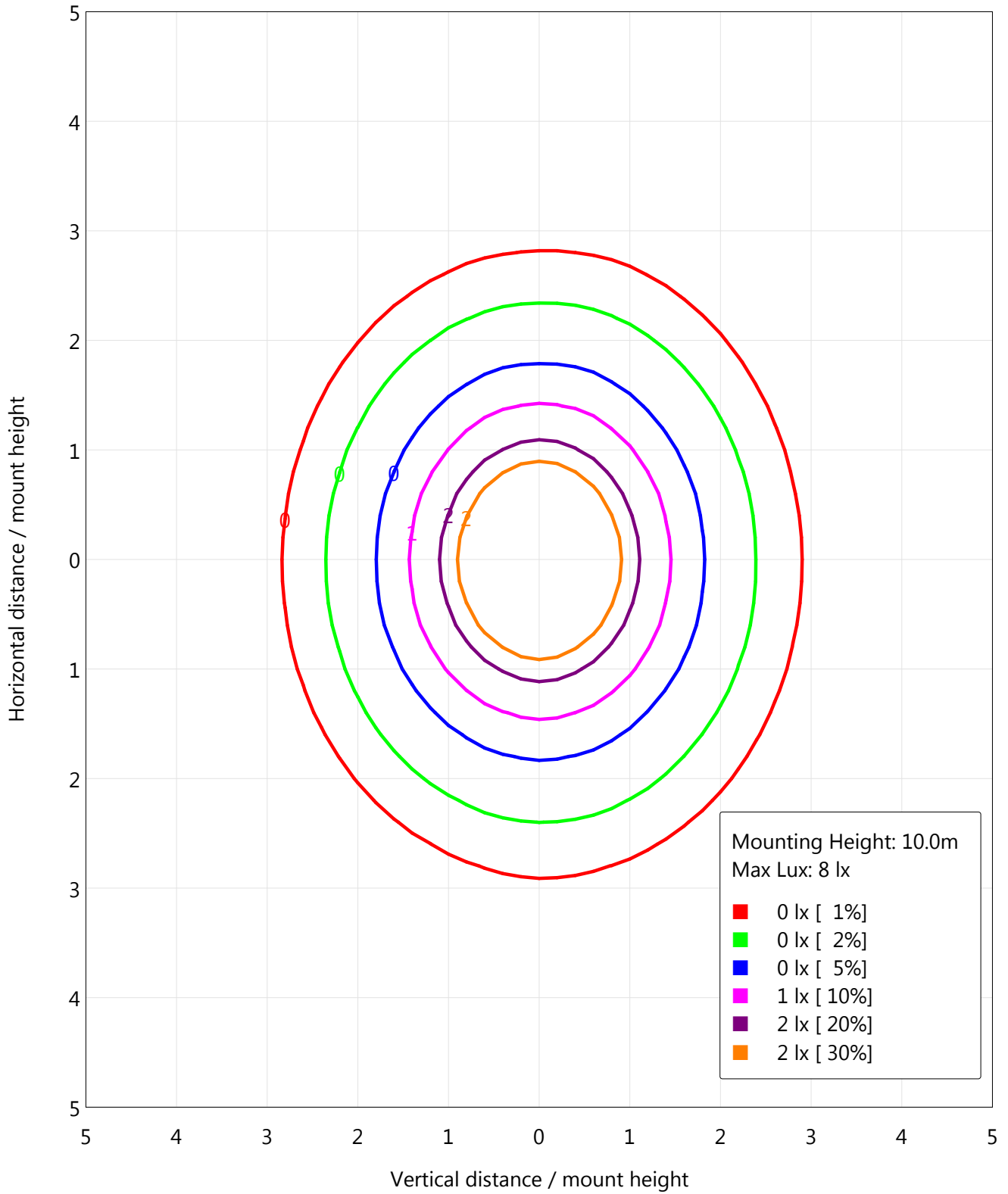
Measurement System : GMS-5000 (E412011U)

Temperature : 25.0°C

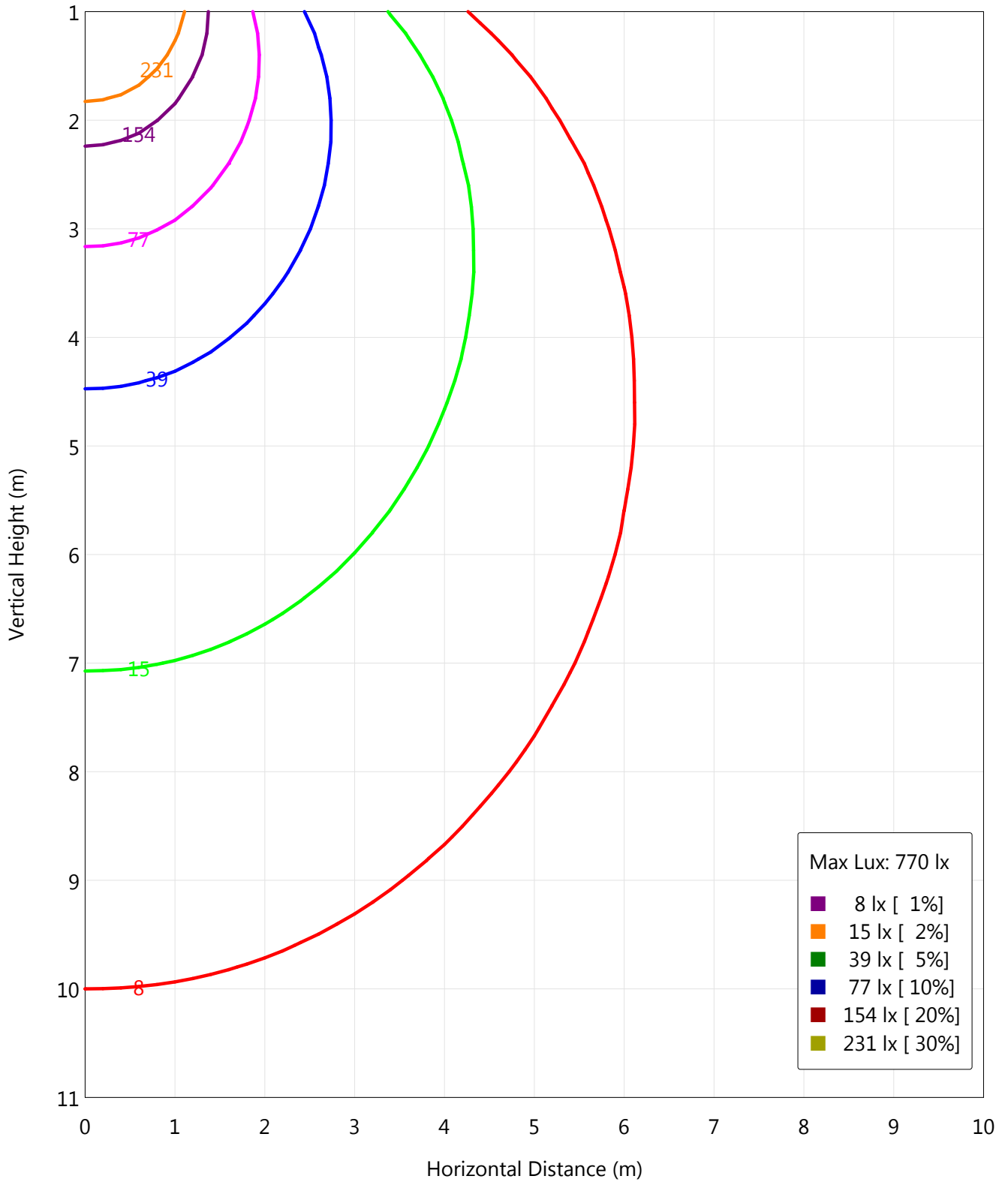
Review By :TMI

Humidity : 65.0%

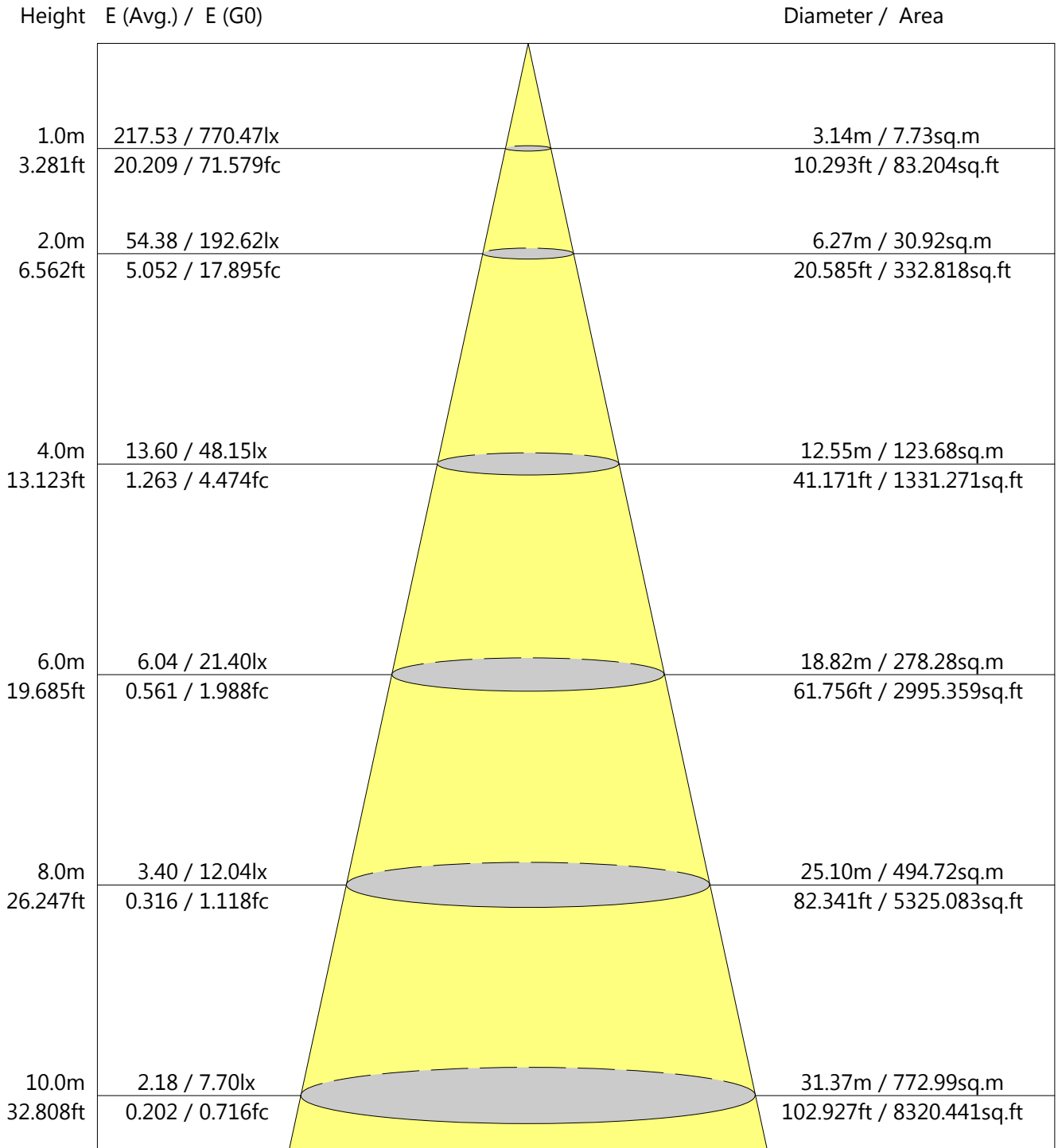
### IsoLux



### Vertical IsoLux Plot



### Average Illuminance Effective Figure

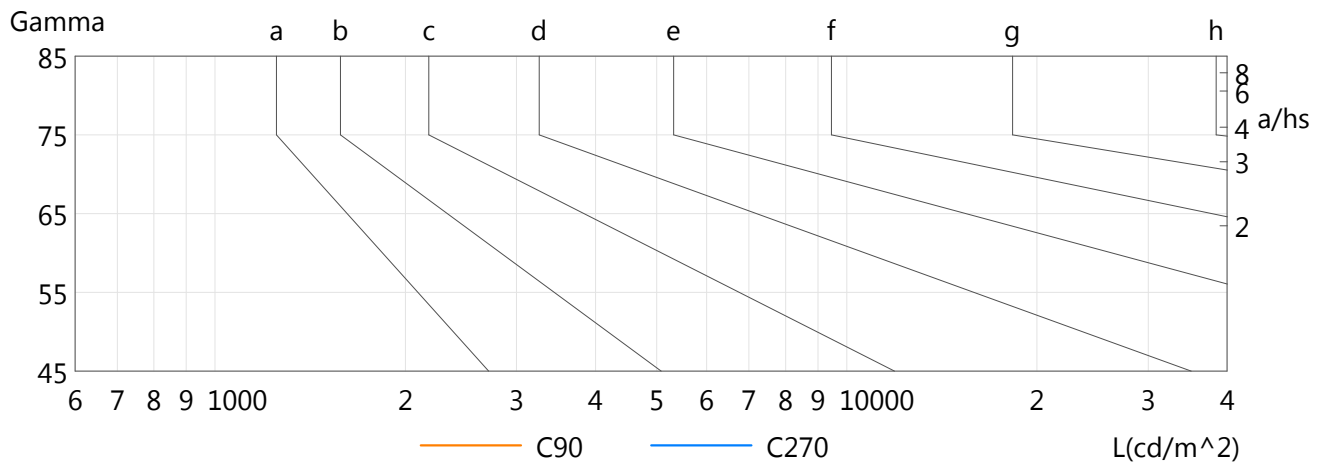
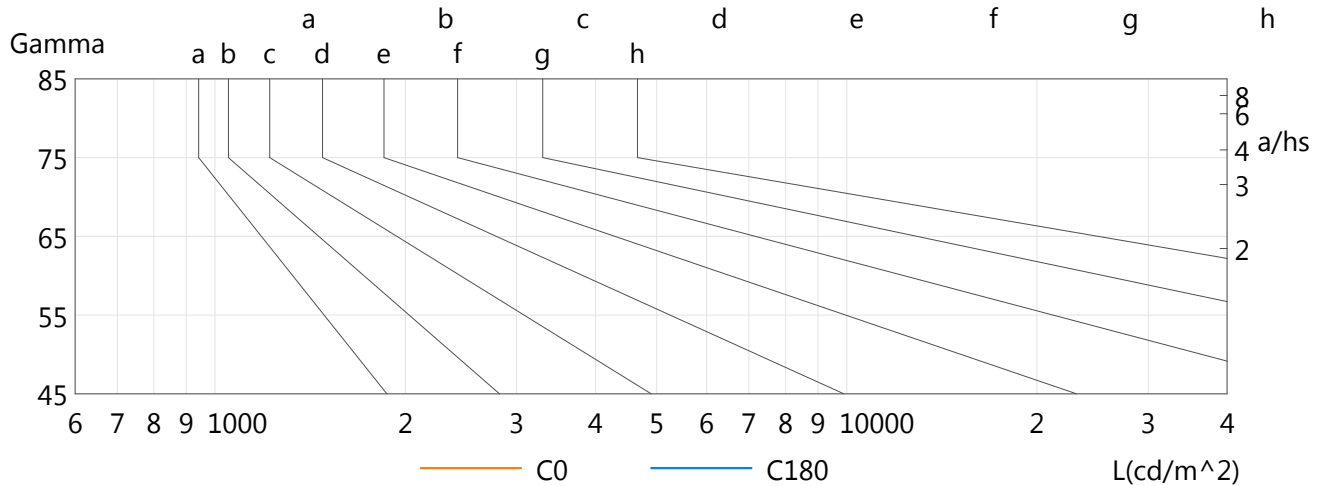


Beam Angle: 115° Flux Out: 1681.48lm

### Lumen Limit Curve

L (cd/m <sup>2</sup> )	G45	G50	G55	G60	G65	G70	G75	G80	G85
C0	541	487	428	366	303	236	170	107	52
C90	534	482	424	362	300	234	169	107	54
C270	517	461	402	339	276	211	147	87	35
C90	521	466	406	344	281	215	151	91	40

Dazzle	Quality	Illuminance (lx)								
1.15	A	2000	1000	500	<=300					
1.50	B		2000	1000	500	<=300				
1.85	C			2000	1000	500	<=300			
2.20	D				2000	1000	500	<=300		
2.55	E					2000	1000	500	<=300	



C Plane : 0.0-360.0:22.5

Test Lab : TB

Test Type : Type C

Test By : ZK

Test Distance : 5.751 m

Gamma : 0.0-180.0:1.0

Measurement System : GMS-5000 (E412011U)

Temperature : 25.0°C

Humidity : 65.0%

Review By :TMI



**TM5 UF Table**

Utilisation Factors UF (F)			SHR NOM = 1.25								
Room Reflectance			Room Index(RI)								
C	W	F	0.75	1.00	1.25	1.50	2.00	2.50	3.00	4.00	5.00
0.70	0.50	0.20	0.55	0.66	0.73	0.79	0.86	0.91	0.95	0.99	1.02
	0.30		0.47	0.58	0.66	0.71	0.80	0.85	0.90	0.95	0.99
	0.20		0.42	0.52	0.60	0.66	0.74	0.81	0.85	0.91	0.95
0.50	0.50	0.20	0.54	0.64	0.71	0.76	0.83	0.87	0.91	0.95	0.98
	0.30		0.46	0.57	0.64	0.70	0.77	0.83	0.86	0.92	0.95
	0.20		0.41	0.51	0.59	0.64	0.73	0.78	0.83	0.89	0.92
0.30	0.50	0.20	0.52	0.62	0.68	0.73	0.80	0.84	0.87	0.91	0.94
	0.30		0.46	0.55	0.63	0.68	0.75	0.80	0.84	0.88	0.91
	0.20		0.41	0.51	0.58	0.63	0.71	0.77	0.80	0.86	0.89
0.00	0.00	0.00	0.38	0.48	0.55	0.60	0.67	0.73	0.76	0.81	0.84

Utilisation Factors UF (W)			SHR NOM = 1.25								
Room Reflectance			Room Index(RI)								
C	W	F	0.75	1.00	1.25	1.50	2.00	2.50	3.00	4.00	5.00
0.70	0.50	0.20	1.01	0.84	0.72	0.62	0.50	0.42	0.36	0.28	0.23
	0.30		0.84	0.72	0.62	0.55	0.45	0.38	0.33	0.26	0.22
	0.20		0.72	0.63	0.55	0.50	0.41	0.35	0.31	0.25	0.21
0.50	0.50	0.20	0.98	0.80	0.68	0.60	0.48	0.43	0.34	0.26	0.21
	0.30		0.83	0.70	0.61	0.54	0.44	0.37	0.32	0.25	0.21
	0.20		0.72	0.62	0.54	0.48	0.40	0.34	0.30	0.24	0.20
0.30	0.50	0.20	0.95	0.77	0.66	0.57	0.46	0.38	0.32	0.25	0.21
	0.30		0.81	0.68	0.59	0.52	0.42	0.35	0.30	0.24	0.20
	0.20		0.71	0.61	0.53	0.47	0.39	0.33	0.29	0.23	0.19
0.00	0.00	0.00	0.61	0.51	0.44	0.39	0.32	0.26	0.23	0.18	0.15

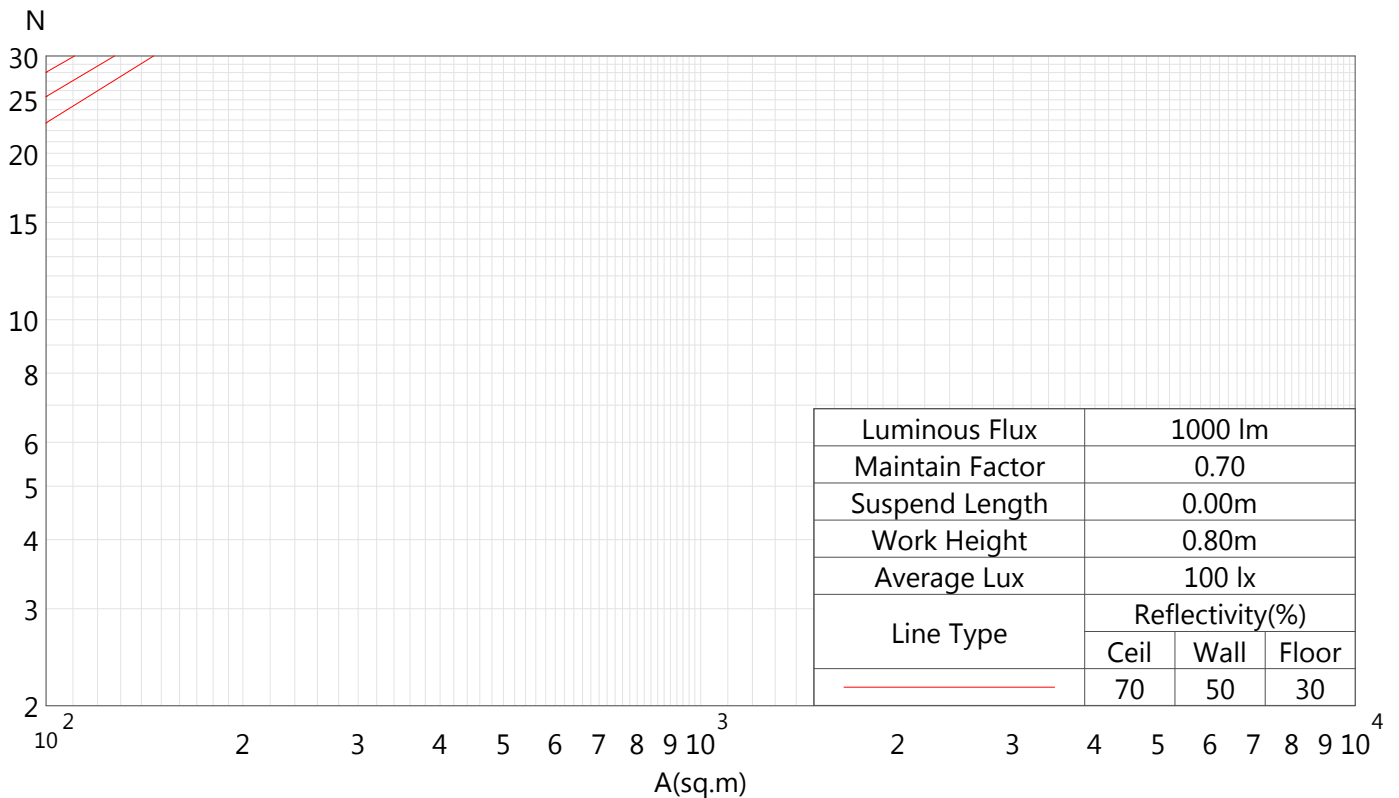
Utilisation Factors UF (C)			SHR NOM = 1.25								
Room Reflectance			Room Index(RI)								
C	W	F	0.75	1.00	1.25	1.50	2.00	2.50	3.00	4.00	5.00
0.70	0.50	0.20	0.18	0.19	0.20	0.20	0.21	0.22	0.22	0.23	0.23
	0.30		0.11	0.12	0.14	0.15	0.16	0.17	0.18	0.20	0.20
	0.20		0.06	0.07	0.09	0.10	0.12	0.14	0.15	0.17	0.18
0.50	0.50	0.20	0.17	0.18	0.19	0.20	0.20	0.21	0.21	0.22	0.22
	0.30		0.10	0.12	0.13	0.14	0.16	0.17	0.18	0.19	0.20
	0.20		0.06	0.07	0.09	0.10	0.12	0.13	0.15	0.16	0.17
0.30	0.50	0.20	0.16	0.18	0.18	0.19	0.20	0.20	0.20	0.21	0.21
	0.30		0.10	0.12	0.13	0.14	0.15	0.16	0.17	0.18	0.19
	0.20		0.06	0.07	0.09	0.10	0.12	0.13	0.14	0.16	0.17
0.00	0.00	0.00	0.01	0.01	0.01	0.01	0.01	0.01	0.01	0.01	0.01

Rating: 28W Photometrically tested without ceiling board.  
 Multiply UF values by service correction factors  
 Calculate in accordance with CIBSE Technical Memorandum No.5/1980

### Indoor CU, Curves of Luminaires vs Lighting Area

RC	0.8	0.8	0.8	0.8	0.7	0.7	0.7	0.7	0.5	0.5	0.5	0.3	0.3	0.3	0.1	0.1	0.1	0
RW	0.7	0.5	0.3	0.1	0.7	0.5	0.3	0.1	0.5	0.3	0.1	0.5	0.3	0.1	0.5	0.3	0.1	0
RCR	RF = 0.2																	
0	119	119	119	119	116	116	116	116	110	110	110	105	105	105	101	101	101	99
1	108	103	99	95	105	101	97	93	96	93	90	92	90	87	88	86	84	82
2	98	90	83	77	95	88	81	76	84	79	74	80	76	72	77	74	70	68
3	89	79	70	64	87	77	69	63	74	67	62	71	65	60	68	63	59	57
4	82	69	61	54	79	68	60	53	65	58	52	63	57	52	61	55	51	48
5	75	62	53	46	73	61	52	46	59	51	45	56	50	45	54	49	44	42
6	69	56	47	40	67	55	46	40	53	45	39	51	44	39	49	43	39	36
7	64	50	42	35	62	50	41	35	48	40	35	46	40	35	45	39	34	32
8	60	46	37	32	58	45	37	31	44	36	31	42	36	31	41	35	31	29
9	56	42	34	28	54	42	34	28	40	33	28	39	33	28	38	32	28	26
10	52	39	31	26	51	38	31	26	37	30	25	36	30	25	35	29	25	23

Spacing Criteria: 1.27 (0-180), 1.27 (90-270), 1.39 (Diagonal)



C Plane : 0.0-360.0:22.5

Gamma : 0.0-180.0:1.0

Test Lab : TB

Measurement System : GMS-5000 (E412011U)

Test Type : Type C

Test Distance : 5.751 m

Temperature : 25.0°C

Humidity : 65.0%

Test By : ZK

Review By :TMI

**Zonal Flux**

Gamma °	Imean cd	Zonal Flux lm	Sum Zonal Flux lm	Rel Zonal Flux %	Sum Rel Zonal Flux %
0.0-1.0	770.4	0.7	0.7	0.03	0.03
1.0-2.0	770.2	2.2	2.9	0.10	0.13
2.0-3.0	769.8	3.7	6.6	0.16	0.29
3.0-4.0	769.2	5.1	11.8	0.22	0.51
4.0-5.0	768.3	6.6	18.4	0.29	0.80
5.0-6.0	767.2	8.1	26.5	0.35	1.15
6.0-7.0	765.8	9.5	36.0	0.41	1.56
7.0-8.0	764.1	10.9	46.9	0.47	2.04
8.0-9.0	762.2	12.4	59.3	0.54	2.57
9.0-10.0	760.0	13.8	73.0	0.60	3.17
10.0-11.0	757.6	15.1	88.1	0.66	3.83
11.0-12.0	754.9	16.5	104.7	0.72	4.54
12.0-13.0	751.9	17.8	122.5	0.77	5.32
13.0-14.0	748.7	19.2	141.7	0.83	6.15
14.0-15.0	745.1	20.5	162.1	0.89	7.04
15.0-16.0	741.4	21.7	183.8	0.94	7.98
16.0-17.0	737.4	23.0	206.8	1.00	8.98
17.0-18.0	733.2	24.2	231.0	1.05	10.03
18.0-19.0	728.7	25.4	256.3	1.10	11.13
19.0-20.0	723.9	26.5	282.8	1.15	12.28
20.0-21.0	718.8	27.6	310.4	1.20	13.48
21.0-22.0	713.5	28.7	339.1	1.25	14.73
22.0-23.0	708.0	29.7	368.8	1.29	16.02
23.0-24.0	702.3	30.7	399.5	1.33	17.35
24.0-25.0	696.3	31.7	431.2	1.38	18.72
25.0-26.0	690.1	32.6	463.8	1.41	20.14
26.0-27.0	683.7	33.5	497.2	1.45	21.59
27.0-28.0	677.0	34.3	531.5	1.49	23.08
28.0-29.0	670.1	35.1	566.6	1.52	24.60
29.0-30.0	663.0	35.8	602.4	1.55	26.16
30.0-31.0	655.9	36.5	638.9	1.59	27.74
31.0-32.0	648.3	37.1	676.0	1.61	29.36
32.0-33.0	640.6	37.7	713.8	1.64	30.99
33.0-34.0	632.7	38.3	752.1	1.66	32.66
34.0-35.0	624.5	38.8	790.9	1.68	34.34
35.0-36.0	616.1	39.2	830.1	1.70	36.05
36.0-37.0	607.8	39.6	869.8	1.72	37.77
37.0-38.0	599.1	40.0	909.7	1.74	39.50
38.0-39.0	590.3	40.3	950.0	1.75	41.25
39.0-40.0	581.3	40.5	990.6	1.76	43.01

C Plane : 0.0-360.0:22.5

Test Lab : TB

Test Type : Type C

Test By : ZK

Test Distance : 5.751 m

Gamma : 0.0-180.0:1.0

Measurement System : GMS-5000 (E412011U)

Temperature : 25.0°C

Humidity : 65.0%

Review By :TMI

**Zonal Flux**

Gamma °	Imean cd	Zonal Flux lm	Sum Zonal Flux lm	Rel Zonal Flux %	Sum Rel Zonal Flux %
40.0-41.0	572.0	40.7	1031.3	1.77	44.78
41.0-42.0	562.6	40.9	1072.2	1.78	46.56
42.0-43.0	553.0	41.0	1113.2	1.78	48.34
43.0-44.0	543.3	41.0	1154.2	1.78	50.12
44.0-45.0	533.1	41.0	1195.2	1.78	51.90
45.0-46.0	522.7	40.9	1236.0	1.78	53.67
46.0-47.0	512.1	40.7	1276.8	1.77	55.44
47.0-48.0	501.3	40.5	1317.3	1.76	57.20
48.0-49.0	490.4	40.3	1357.6	1.75	58.95
49.0-50.0	479.4	40.0	1397.6	1.74	60.69
50.0-51.0	468.2	39.6	1437.2	1.72	62.41
51.0-52.0	456.7	39.2	1476.4	1.70	64.11
52.0-53.0	445.0	38.7	1515.1	1.68	65.79
53.0-54.0	433.2	38.2	1553.3	1.66	67.45
54.0-55.0	421.4	37.6	1590.9	1.63	69.08
55.0-56.0	409.4	37.0	1627.9	1.61	70.69
56.0-57.0	397.2	36.3	1664.2	1.58	72.26
57.0-58.0	384.9	35.6	1699.8	1.55	73.81
58.0-59.0	372.6	34.8	1734.6	1.51	75.32
59.0-60.0	359.9	34.0	1768.7	1.48	76.80
60.0-61.0	347.0	33.1	1801.8	1.44	78.24
61.0-62.0	334.5	32.2	1834.0	1.40	79.64
62.0-63.0	321.7	31.3	1865.3	1.36	81.00
63.0-64.0	308.7	30.3	1895.6	1.32	82.31
64.0-65.0	295.9	29.3	1924.9	1.27	83.58
65.0-66.0	282.9	28.2	1953.1	1.23	84.81
66.0-67.0	269.8	27.1	1980.3	1.18	85.99
67.0-68.0	256.6	26.0	2006.3	1.13	87.12
68.0-69.0	243.5	24.8	2031.1	1.08	88.20
69.0-70.0	230.5	23.7	2054.8	1.03	89.22
70.0-71.0	217.4	22.5	2077.3	0.98	90.20
71.0-72.0	204.4	21.3	2098.5	0.92	91.12
72.0-73.0	191.5	20.0	2118.5	0.87	91.99
73.0-74.0	178.6	18.8	2137.3	0.82	92.81
74.0-75.0	165.8	17.5	2154.8	0.76	93.57
75.0-76.0	153.1	16.3	2171.1	0.71	94.27
76.0-77.0	140.5	15.0	2186.1	0.65	94.93
77.0-78.0	128.4	13.7	2199.8	0.60	95.52
78.0-79.0	116.4	12.5	2212.3	0.54	96.07
79.0-80.0	104.4	11.3	2223.6	0.49	96.55

C Plane : 0.0-360.0:22.5

Test Lab : TB

Test Type : Type C

Test By : ZK

Test Distance : 5.751 m

Gamma : 0.0-180.0:1.0

Measurement System : GMS-5000 (E412011U)

Temperature : 25.0°C

Humidity : 65.0%

Review By :TMI

**Zonal Flux**

Gamma °	Imean cd	Zonal Flux lm	Sum Zonal Flux lm	Rel Zonal Flux %	Sum Rel Zonal Flux %
80.0-81.0	92.8	10.0	2233.6	0.44	96.99
81.0-82.0	81.7	8.9	2242.5	0.38	97.37
82.0-83.0	70.8	7.7	2250.2	0.33	97.71
83.0-84.0	60.1	6.5	2256.7	0.28	97.99
84.0-85.0	49.9	5.5	2262.2	0.24	98.23
85.0-86.0	40.1	4.4	2266.6	0.19	98.42
86.0-87.0	30.9	3.4	2269.9	0.15	98.57
87.0-88.0	22.5	2.5	2272.4	0.11	98.67
88.0-89.0	15.2	1.7	2274.1	0.07	98.75
89.0-90.0	9.5	1.0	2275.1	0.05	98.79
90.0-91.0	5.6	0.6	2275.7	0.03	98.82
91.0-92.0	3.3	0.4	2276.1	0.02	98.83
92.0-93.0	2.2	0.2	2276.3	0.01	98.84
93.0-94.0	1.8	0.2	2276.5	0.01	98.85
94.0-95.0	1.7	0.2	2276.7	0.01	98.86
95.0-96.0	1.8	0.2	2276.9	0.01	98.87
96.0-97.0	1.9	0.2	2277.1	0.01	98.88
97.0-98.0	2.0	0.2	2277.3	0.01	98.89
98.0-99.0	2.0	0.2	2277.5	0.01	98.90
99.0-100.0	2.1	0.2	2277.8	0.01	98.91
100.0-101.0	2.2	0.2	2278.0	0.01	98.92
101.0-102.0	2.3	0.3	2278.3	0.01	98.93
102.0-103.0	2.4	0.3	2278.5	0.01	98.94
103.0-104.0	2.5	0.3	2278.8	0.01	98.95
104.0-105.0	2.6	0.3	2279.1	0.01	98.96
105.0-106.0	2.7	0.3	2279.4	0.01	98.98
106.0-107.0	2.8	0.3	2279.7	0.01	98.99
107.0-108.0	2.9	0.3	2280.0	0.01	99.00
108.0-109.0	3.0	0.3	2280.3	0.01	99.02
109.0-110.0	3.1	0.3	2280.6	0.01	99.03
110.0-111.0	3.2	0.3	2280.9	0.01	99.04
111.0-112.0	3.3	0.3	2281.3	0.01	99.06
112.0-113.0	3.4	0.3	2281.6	0.02	99.07
113.0-114.0	3.5	0.4	2282.0	0.02	99.09
114.0-115.0	3.6	0.4	2282.4	0.02	99.11
115.0-116.0	3.7	0.4	2282.7	0.02	99.12
116.0-117.0	3.8	0.4	2283.1	0.02	99.14
117.0-118.0	3.9	0.4	2283.5	0.02	99.16
118.0-119.0	4.0	0.4	2283.9	0.02	99.17
119.0-120.0	4.1	0.4	2284.3	0.02	99.19

C Plane : 0.0-360.0:22.5

Test Lab : TB

Test Type : Type C

Test By : ZK

Test Distance : 5.751 m

Gamma : 0.0-180.0:1.0

Measurement System : GMS-5000 (E412011U)

Temperature : 25.0°C

Humidity : 65.0%

Review By :TMI

**Zonal Flux**

Gamma °	Imean cd	Zonal Flux lm	Sum Zonal Flux lm	Rel Zonal Flux %	Sum Rel Zonal Flux %
120.0-121.0	4.2	0.4	2284.7	0.02	99.21
121.0-122.0	4.3	0.4	2285.1	0.02	99.22
122.0-123.0	4.4	0.4	2285.5	0.02	99.24
123.0-124.0	4.5	0.4	2285.9	0.02	99.26
124.0-125.0	4.6	0.4	2286.3	0.02	99.28
125.0-126.0	4.7	0.4	2286.7	0.02	99.30
126.0-127.0	4.8	0.4	2287.2	0.02	99.31
127.0-128.0	4.9	0.4	2287.6	0.02	99.33
128.0-129.0	5.0	0.4	2288.0	0.02	99.35
129.0-130.0	5.1	0.4	2288.4	0.02	99.37
130.0-131.0	5.2	0.4	2288.9	0.02	99.39
131.0-132.0	5.3	0.4	2289.3	0.02	99.41
132.0-133.0	5.4	0.4	2289.7	0.02	99.43
133.0-134.0	5.5	0.4	2290.2	0.02	99.45
134.0-135.0	5.5	0.4	2290.6	0.02	99.46
135.0-136.0	5.6	0.4	2291.0	0.02	99.48
136.0-137.0	5.7	0.4	2291.5	0.02	99.50
137.0-138.0	5.8	0.4	2291.9	0.02	99.52
138.0-139.0	5.9	0.4	2292.3	0.02	99.54
139.0-140.0	5.9	0.4	2292.8	0.02	99.56
140.0-141.0	6.0	0.4	2293.2	0.02	99.58
141.0-142.0	6.1	0.4	2293.6	0.02	99.59
142.0-143.0	6.2	0.4	2294.0	0.02	99.61
143.0-144.0	6.3	0.4	2294.4	0.02	99.63
144.0-145.0	6.4	0.4	2294.8	0.02	99.65
145.0-146.0	6.5	0.4	2295.2	0.02	99.66
146.0-147.0	6.6	0.4	2295.6	0.02	99.68
147.0-148.0	6.7	0.4	2296.0	0.02	99.70
148.0-149.0	6.7	0.4	2296.4	0.02	99.72
149.0-150.0	6.8	0.4	2296.8	0.02	99.73
150.0-151.0	6.9	0.4	2297.1	0.02	99.75
151.0-152.0	6.9	0.4	2297.5	0.02	99.76
152.0-153.0	7.0	0.4	2297.9	0.02	99.78
153.0-154.0	7.0	0.3	2298.2	0.01	99.79
154.0-155.0	7.1	0.3	2298.5	0.01	99.81
155.0-156.0	7.1	0.3	2298.9	0.01	99.82
156.0-157.0	7.2	0.3	2299.2	0.01	99.84
157.0-158.0	7.2	0.3	2299.5	0.01	99.85
158.0-159.0	7.3	0.3	2299.8	0.01	99.86
159.0-160.0	7.3	0.3	2300.1	0.01	99.87

C Plane : 0.0-360.0:22.5

Test Lab : TB

Test Type : Type C

Test By : ZK

Test Distance : 5.751 m

Gamma : 0.0-180.0:1.0

Measurement System : GMS-5000 (E412011U)

Temperature : 25.0°C

Humidity : 65.0%

Review By :TMI

**Zonal Flux**

Gamma °	I <sub>mean</sub> cd	Zonal Flux lm	Sum Zonal Flux lm	Rel Zonal Flux %	Sum Rel Zonal Flux %
160.0-161.0	7.4	0.3	2300.3	0.01	99.89
161.0-162.0	7.4	0.3	2300.6	0.01	99.90
162.0-163.0	7.5	0.2	2300.8	0.01	99.91
163.0-164.0	7.5	0.2	2301.1	0.01	99.92
164.0-165.0	7.5	0.2	2301.3	0.01	99.93
165.0-166.0	7.6	0.2	2301.5	0.01	99.94
166.0-167.0	7.6	0.2	2301.7	0.01	99.95
167.0-168.0	7.7	0.2	2301.9	0.01	99.95
168.0-169.0	7.7	0.2	2302.0	0.01	99.96
169.0-170.0	7.7	0.2	2302.2	0.01	99.97
170.0-171.0	7.8	0.1	2302.3	0.01	99.97
171.0-172.0	7.8	0.1	2302.5	0.01	99.98
172.0-173.0	7.8	0.1	2302.6	0.00	99.98
173.0-174.0	7.8	0.1	2302.7	0.00	99.99
174.0-175.0	7.9	0.1	2302.8	0.00	99.99
175.0-176.0	7.9	0.1	2302.8	0.00	99.99
176.0-177.0	7.9	0.1	2302.9	0.00	100.00
177.0-178.0	7.9	0.0	2302.9	0.00	100.00
178.0-179.0	7.9	0.0	2302.9	0.00	100.00
179.0-180.0	7.9	0.0	2302.9	0.00	100.00

**Light Distribution Data**

Unit: cd

G\C	C0.0	C22.5	C45.0	C67.5	C90.0	C112.5	C135.0	C157.5
G0.0	770.5	770.5	770.5	770.5	770.5	770.5	770.5	770.5
G1.0	770.6	770.6	770.6	770.6	770.5	770.4	770.3	770.3
G2.0	770.5	770.6	770.5	770.4	770.3	770.1	770.0	769.9
G3.0	770.2	770.3	770.3	770.1	770.0	769.7	769.5	769.3
G4.0	769.7	769.8	769.9	769.7	769.4	769.1	768.7	768.4
G5.0	769.0	769.2	769.3	768.9	768.7	768.2	767.5	767.4
G6.0	768.2	768.3	768.2	768.0	767.4	767.0	766.3	766.1
G7.0	766.8	767.1	767.0	766.8	766.1	765.7	764.8	764.6
G8.0	765.3	765.7	765.5	765.3	764.6	764.1	763.1	762.4
G9.0	763.7	764.1	763.9	763.3	762.7	761.7	761.1	760.3
G10.0	761.8	761.8	762.0	761.3	760.7	759.6	758.8	757.9
G11.0	759.6	759.7	759.8	759.1	758.4	757.2	756.3	755.3
G12.0	757.1	757.2	757.5	756.6	755.3	754.5	753.0	752.5
G13.0	754.5	754.6	754.2	753.9	752.5	751.6	749.9	749.3
G14.0	750.9	751.6	751.3	750.8	749.4	748.4	746.6	746.0
G15.0	747.7	748.5	748.1	747.6	746.0	744.3	743.1	741.6
G16.0	744.2	745.0	744.6	743.4	742.4	740.5	739.3	737.7
G17.0	740.5	740.6	740.9	739.7	738.6	736.5	735.3	733.7
G18.0	736.6	736.6	737.0	735.6	734.5	732.3	731.1	729.2
G19.0	732.3	732.4	732.8	731.3	729.3	727.8	725.6	724.7
G20.0	727.9	728.0	727.5	726.9	724.7	723.2	720.8	719.8
G21.0	722.3	723.4	722.7	722.1	719.9	718.3	715.9	713.8
G22.0	717.3	718.5	717.8	717.1	714.8	712.1	710.6	708.4
G23.0	712.1	713.3	712.6	710.8	709.5	706.7	705.1	702.8
G24.0	706.7	706.8	707.2	705.3	703.9	701.1	699.4	697.1
G25.0	701.1	701.2	701.6	699.7	698.2	695.2	692.3	691.1
G26.0	695.3	695.4	694.6	693.8	691.0	689.2	686.2	685.0
G27.0	687.9	689.3	688.4	687.7	684.8	683.0	679.8	678.5
G28.0	681.6	682.9	682.2	681.3	678.4	676.5	673.3	670.5
G29.0	675.1	676.5	675.6	673.4	671.7	668.4	666.5	663.7
G30.0	668.4	668.4	668.9	666.7	664.8	661.5	659.5	656.7
G31.0	661.5	661.5	662.0	659.7	657.8	654.5	652.3	649.5
G32.0	654.3	654.4	654.8	652.5	649.2	647.1	643.5	642.0
G33.0	647.0	647.0	646.0	645.1	641.7	639.6	635.9	634.4
G34.0	637.9	639.5	638.4	637.5	634.0	631.8	628.1	626.6
G35.0	630.1	631.9	630.7	628.2	626.2	622.4	620.2	617.0
G36.0	622.2	622.4	622.8	620.2	618.2	614.3	612.1	608.8
G37.0	614.1	614.2	614.7	612.0	610.0	606.1	603.8	600.4
G38.0	605.8	605.8	606.3	603.7	601.6	597.6	593.6	591.9
G39.0	597.3	597.4	597.9	595.2	591.3	589.0	584.9	583.2

C Plane : 0.0-360.0:22.5

Test Lab : TB

Test Type : Type C

Test By : ZK

Test Distance : 5.751 m

Gamma : 0.0-180.0:1.0

Measurement System : GMS-5000 (E412011U)

Temperature : 25.0°C

Humidity : 65.0%

Review By :TMI



**Light Distribution Data**

Unit: cd

G\C	C0.0	C22.5	C45.0	C67.5	C90.0	C112.5	C135.0	C157.5
G40.0	587.0	588.8	587.5	586.5	582.6	580.3	576.1	574.4
G41.0	578.1	580.0	578.7	577.7	573.7	571.3	567.1	563.5
G42.0	569.1	571.0	569.6	566.8	564.6	560.3	557.9	554.3
G43.0	559.8	559.9	560.4	557.5	555.3	551.0	548.5	544.8
G44.0	550.4	550.5	551.0	548.1	545.9	541.4	538.8	535.0
G45.0	540.7	540.8	541.3	538.4	534.2	531.5	527.0	525.1
G46.0	530.8	530.9	529.4	528.4	524.2	521.5	516.8	514.9
G47.0	518.5	520.6	519.2	518.2	513.9	511.2	506.5	504.6
G48.0	508.1	510.2	508.9	507.8	503.5	500.8	495.9	491.9
G49.0	497.5	499.7	498.3	495.2	493.0	487.9	485.2	481.2
G50.0	486.8	486.9	487.7	484.5	482.2	477.2	474.5	470.4
G51.0	475.9	476.0	476.8	473.6	471.3	466.2	463.6	459.4
G52.0	464.8	464.8	465.7	462.5	458.0	455.0	450.1	448.2
G53.0	451.2	453.5	452.2	451.2	446.7	443.7	438.7	436.8
G54.0	439.8	442.1	440.9	439.9	435.3	432.3	427.3	425.3
G55.0	428.3	430.7	429.4	428.4	423.8	420.8	415.8	411.4
G56.0	416.5	419.0	417.7	414.5	412.2	406.8	404.1	399.7
G57.0	404.6	404.8	405.9	402.6	400.3	394.9	392.2	387.8
G58.0	392.6	392.8	393.9	390.7	388.4	382.9	380.2	375.8
G59.0	380.5	380.7	381.9	378.7	376.4	370.9	365.8	363.8
G60.0	365.8	368.6	367.5	366.7	361.9	358.8	353.7	351.7
G61.0	353.5	356.3	355.2	354.5	349.7	346.6	341.5	337.0
G62.0	341.0	343.8	342.7	342.1	337.3	334.3	329.1	324.6
G63.0	328.4	331.3	330.2	327.2	324.9	319.4	316.6	312.1
G64.0	315.8	316.2	317.7	314.7	312.4	306.9	304.2	299.7
G65.0	303.1	303.6	305.2	302.2	300.0	294.5	289.2	287.2
G66.0	290.4	290.9	292.5	289.6	284.9	281.9	276.6	274.7
G67.0	277.5	278.0	277.2	276.9	272.2	269.3	264.0	262.0
G68.0	262.0	265.1	264.4	264.2	259.5	256.6	251.3	246.8
G69.0	249.1	252.3	251.6	248.9	246.8	241.5	238.7	234.2
G70.0	236.3	236.9	238.9	236.3	234.3	228.9	226.2	221.7
G71.0	223.4	224.0	226.2	223.5	221.6	216.3	213.6	209.2
G72.0	210.5	211.1	213.3	210.9	206.4	203.8	198.5	196.6
G73.0	197.6	198.3	198.0	198.2	193.8	191.2	186.1	184.1
G74.0	182.4	185.6	185.4	185.6	181.4	178.8	173.7	171.8
G75.0	169.8	173.0	172.9	173.2	169.1	166.6	161.5	157.2
G76.0	157.2	160.4	160.3	158.4	156.8	152.0	149.4	145.1
G77.0	144.8	145.4	148.0	146.1	144.7	139.9	137.4	133.1
G78.0	132.6	133.2	135.7	134.1	132.7	128.1	125.6	121.4
G79.0	120.6	121.2	123.7	122.3	118.7	116.5	111.8	109.9

C Plane : 0.0-360.0:22.5

Test Lab : TB

Test Type : Type C

Test By : ZK

Test Distance : 5.751 m

Gamma : 0.0-180.0:1.0

Measurement System : GMS-5000 (E412011U)

Temperature : 25.0°C

Humidity : 65.0%

Review By :TMI

**Light Distribution Data**

Unit: cd

G\C	C0.0	C22.5	C45.0	C67.5	C90.0	C112.5	C135.0	C157.5
G80.0	106.5	109.4	109.7	110.7	107.3	105.1	100.5	98.7
G81.0	95.0	97.8	98.1	99.3	96.0	94.0	89.5	85.5
G82.0	83.7	86.5	86.9	88.1	85.0	83.1	78.7	74.8
G83.0	72.8	75.4	75.9	75.1	74.4	70.4	68.3	64.4
G84.0	62.2	62.7	65.4	64.8	64.1	60.3	58.2	54.4
G85.0	52.1	52.6	55.2	54.7	54.2	50.5	46.5	44.8
G86.0	42.3	42.7	43.4	45.0	42.7	41.1	37.2	35.6
G87.0	31.1	33.3	34.1	35.8	33.7	32.0	28.3	26.7
G88.0	22.3	24.4	25.4	27.0	25.1	23.6	20.1	17.2
G89.0	14.4	16.2	17.5	17.8	17.6	15.1	13.5	11.0
G90.0	8.2	8.6	11.3	11.9	11.8	9.8	8.3	6.1
G91.0	3.8	4.9	7.3	7.5	7.4	5.9	4.6	3.0
G92.0	2.4	3.1	4.4	4.4	3.8	3.3	2.4	2.0
G93.0	1.8	2.0	2.3	2.5	2.1	2.1	1.9	1.8
G94.0	1.6	1.7	1.7	1.7	1.7	1.7	1.7	1.8
G95.0	1.7	1.7	1.7	1.7	1.7	1.8	1.8	1.8
G96.0	1.8	1.7	1.8	1.8	1.8	1.8	1.8	1.9
G97.0	1.9	1.8	1.9	1.9	1.9	1.9	1.9	2.0
G98.0	1.9	1.9	1.9	2.0	2.0	2.0	2.0	2.1
G99.0	2.0	2.0	2.0	2.1	2.1	2.1	2.1	2.2
G100.0	2.2	2.1	2.1	2.2	2.2	2.2	2.2	2.3
G101.0	2.2	2.2	2.2	2.3	2.3	2.3	2.3	2.4
G102.0	2.4	2.3	2.3	2.3	2.4	2.4	2.4	2.5
G103.0	2.4	2.4	2.4	2.5	2.5	2.5	2.5	2.6
G104.0	2.5	2.5	2.5	2.6	2.6	2.6	2.6	2.7
G105.0	2.6	2.6	2.6	2.7	2.7	2.7	2.7	2.7
G106.0	2.7	2.7	2.7	2.8	2.8	2.8	2.8	2.9
G107.0	2.9	2.8	2.8	2.9	2.9	2.9	2.9	3.0
G108.0	3.0	2.9	2.9	3.0	3.0	3.0	3.0	3.1
G109.0	3.0	3.0	3.0	3.1	3.1	3.1	3.1	3.2
G110.0	3.2	3.1	3.1	3.2	3.2	3.3	3.2	3.3
G111.0	3.3	3.2	3.2	3.3	3.3	3.3	3.3	3.4
G112.0	3.4	3.3	3.3	3.4	3.4	3.4	3.4	3.5
G113.0	3.5	3.4	3.4	3.5	3.5	3.5	3.6	3.6
G114.0	3.6	3.5	3.5	3.6	3.6	3.6	3.6	3.7
G115.0	3.7	3.6	3.6	3.7	3.7	3.7	3.7	3.8
G116.0	3.8	3.7	3.7	3.8	3.8	3.8	3.8	3.9
G117.0	3.9	3.8	3.8	3.9	3.9	3.9	3.9	4.0
G118.0	4.0	3.9	3.9	4.0	4.1	4.0	4.0	4.1
G119.0	4.1	4.0	4.0	4.1	4.1	4.1	4.1	4.2

C Plane : 0.0-360.0:22.5

Gamma : 0.0-180.0:1.0

Test Lab : TB

Measurement System : GMS-5000 (E412011U)

Test Type : Type C

Test Distance : 5.751 m

Temperature : 25.0°C

Humidity : 65.0%

Test By : ZK

Review By :TMI

**Light Distribution Data**

Unit: cd

G\C	C0.0	C22.5	C45.0	C67.5	C90.0	C112.5	C135.0	C157.5
G120.0	4.2	4.1	4.1	4.2	4.3	4.2	4.2	4.3
G121.0	4.3	4.2	4.2	4.3	4.4	4.3	4.3	4.4
G122.0	4.4	4.3	4.3	4.4	4.4	4.4	4.4	4.5
G123.0	4.5	4.4	4.4	4.5	4.5	4.5	4.5	4.6
G124.0	4.6	4.5	4.5	4.6	4.7	4.6	4.6	4.7
G125.0	4.7	4.6	4.5	4.7	4.7	4.7	4.7	4.8
G126.0	4.8	4.7	4.6	4.8	4.9	4.8	4.8	4.9
G127.0	4.9	4.7	4.8	4.9	4.9	4.9	4.9	5.0
G128.0	5.0	4.8	4.8	5.0	5.0	5.0	4.9	5.1
G129.0	5.1	5.0	4.9	5.1	5.1	5.1	5.0	5.2
G130.0	5.2	5.0	5.0	5.2	5.2	5.2	5.1	5.3
G131.0	5.3	5.1	5.1	5.3	5.3	5.3	5.2	5.4
G132.0	5.4	5.2	5.2	5.4	5.4	5.4	5.3	5.4
G133.0	5.5	5.3	5.3	5.4	5.5	5.5	5.4	5.6
G134.0	5.6	5.4	5.4	5.6	5.5	5.6	5.4	5.7
G135.0	5.7	5.5	5.4	5.6	5.6	5.6	5.5	5.7
G136.0	5.8	5.6	5.5	5.7	5.7	5.7	5.6	5.8
G137.0	5.9	5.6	5.6	5.8	5.8	5.8	5.7	5.9
G138.0	6.0	5.7	5.7	5.8	5.8	5.8	5.8	6.0
G139.0	6.0	5.8	5.8	5.9	5.9	5.9	5.9	6.1
G140.0	6.1	5.8	5.8	6.0	6.0	5.9	6.0	6.2
G141.0	6.2	5.9	5.9	6.1	6.0	6.0	6.1	6.3
G142.0	6.3	6.0	6.0	6.2	6.1	6.1	6.2	6.4
G143.0	6.3	6.1	6.1	6.3	6.2	6.2	6.3	6.5
G144.0	6.4	6.3	6.1	6.3	6.4	6.2	6.4	6.6
G145.0	6.4	6.4	6.2	6.4	6.5	6.3	6.6	6.6
G146.0	6.5	6.5	6.3	6.5	6.7	6.4	6.6	6.8
G147.0	6.5	6.6	6.5	6.7	6.7	6.6	6.8	6.9
G148.0	6.6	6.7	6.6	6.8	6.7	6.7	6.8	6.9
G149.0	6.6	6.7	6.7	6.9	6.8	6.8	6.9	7.0
G150.0	6.7	6.8	6.8	6.9	6.9	6.8	6.9	7.0
G151.0	6.8	6.8	6.8	7.0	7.0	6.9	7.0	7.1
G152.0	6.8	6.9	6.9	7.1	7.0	6.9	7.0	7.2
G153.0	6.8	6.9	7.0	7.2	7.0	7.0	7.1	7.2
G154.0	6.9	7.0	7.0	7.2	7.1	7.1	7.1	7.2
G155.0	6.9	7.0	7.1	7.3	7.2	7.1	7.2	7.2
G156.0	7.0	7.0	7.1	7.4	7.2	7.2	7.2	7.3
G157.0	7.0	7.0	7.2	7.5	7.3	7.2	7.2	7.3
G158.0	7.1	7.0	7.2	7.5	7.3	7.3	7.2	7.3
G159.0	7.1	7.1	7.3	7.5	7.3	7.4	7.3	7.4

C Plane : 0.0-360.0:22.5

Test Lab : TB

Test Type : Type C

Test By : ZK

Test Distance : 5.751 m

Gamma : 0.0-180.0:1.0

Measurement System : GMS-5000 (E412011U)

Temperature : 25.0°C

Humidity : 65.0%

Review By :TMI

**Light Distribution Data**

Unit: cd

G\C	C0.0	C22.5	C45.0	C67.5	C90.0	C112.5	C135.0	C157.5
G160.0	7.2	7.1	7.3	7.6	7.4	7.4	7.3	7.4
G161.0	7.2	7.2	7.4	7.6	7.4	7.4	7.4	7.5
G162.0	7.3	7.2	7.4	7.7	7.5	7.4	7.4	7.5
G163.0	7.3	7.3	7.4	7.7	7.5	7.5	7.5	7.5
G164.0	7.3	7.3	7.5	7.7	7.6	7.5	7.5	7.6
G165.0	7.4	7.4	7.6	7.8	7.6	7.6	7.5	7.6
G166.0	7.4	7.5	7.6	7.8	7.6	7.6	7.6	7.7
G167.0	7.5	7.5	7.6	7.9	7.7	7.7	7.6	7.7
G168.0	7.5	7.5	7.7	7.9	7.7	7.7	7.7	7.8
G169.0	7.6	7.6	7.7	7.9	7.7	7.7	7.7	7.8
G170.0	7.6	7.6	7.7	7.9	7.8	7.7	7.7	7.8
G171.0	7.6	7.7	7.8	8.0	7.8	7.7	7.8	7.8
G172.0	7.7	7.7	7.8	8.0	7.8	7.7	7.8	7.8
G173.0	7.7	7.8	7.8	8.0	7.8	7.8	7.8	7.8
G174.0	7.7	7.8	7.9	8.0	7.8	7.8	7.8	7.9
G175.0	7.8	7.8	7.9	8.0	7.8	7.8	7.8	7.9
G176.0	7.8	7.8	7.9	8.1	7.8	7.8	7.8	7.9
G177.0	7.8	7.9	7.9	8.1	7.9	7.8	7.8	7.9
G178.0	7.9	7.9	7.9	8.1	7.9	7.8	7.8	7.9
G179.0	7.9	7.9	7.9	8.1	7.9	7.9	7.8	7.9
G180.0	7.9	7.9	7.9	8.1	7.9	7.9	7.8	7.9

**Light Distribution Data**

Unit: cd

G\C	C180.0	C202.5	C225.0	C247.5	C270.0	C292.5	C315.0	C337.5
G0.0	770.5	770.5	770.5	770.5	770.5	770.5	770.5	770.5
G1.0	770.0	770.1	770.2	770.2	770.3	770.3	770.3	770.4
G2.0	769.5	769.6	769.6	769.7	769.9	770.0	770.1	770.2
G3.0	768.7	768.9	768.8	769.0	769.1	769.4	769.5	769.7
G4.0	767.7	767.8	767.7	768.0	768.2	768.6	768.8	769.1
G5.0	766.5	766.3	766.4	766.6	767.0	767.6	767.9	768.2
G6.0	764.9	764.7	764.9	765.1	765.7	766.0	766.6	767.1
G7.0	762.7	762.9	763.2	763.3	764.0	764.4	765.2	765.5
G8.0	760.7	760.8	760.7	761.3	762.1	762.7	763.4	763.8
G9.0	758.3	758.5	758.4	759.0	759.5	760.5	761.4	761.9
G10.0	755.8	755.9	755.8	756.5	757.1	758.3	758.8	759.8
G11.0	753.0	752.5	753.0	753.7	754.5	755.7	756.3	757.4
G12.0	749.9	749.4	749.9	750.1	751.5	752.3	753.5	754.8
G13.0	746.5	746.0	746.5	746.8	748.3	749.1	750.5	751.3
G14.0	742.3	742.4	742.9	743.3	744.9	745.8	747.3	748.1
G15.0	738.4	738.6	738.4	739.5	740.4	742.2	743.9	744.6
G16.0	734.3	734.4	734.3	735.5	736.5	738.4	739.3	741.0
G17.0	730.0	730.1	729.9	731.2	732.2	734.2	735.3	737.1
G18.0	725.4	724.6	725.4	726.7	727.8	729.9	731.0	732.8
G19.0	720.6	719.7	720.5	721.0	723.1	724.3	726.5	728.5
G20.0	715.6	714.7	715.5	716.0	718.2	719.5	721.8	722.9
G21.0	709.2	709.4	709.2	710.8	713.0	714.4	716.8	718.0
G22.0	703.7	703.8	703.6	705.3	706.6	709.1	710.5	712.8
G23.0	697.9	698.1	697.8	699.5	700.9	703.6	705.0	707.4
G24.0	692.0	690.9	691.9	693.7	695.0	697.9	699.3	701.8
G25.0	685.9	684.8	685.7	686.3	689.1	690.7	693.5	696.0
G26.0	679.5	678.4	679.4	680.0	682.8	684.5	687.3	688.7
G27.0	671.5	671.7	672.8	673.4	676.3	678.1	681.0	682.4
G28.0	664.7	664.9	664.6	666.6	668.2	671.4	674.4	675.9
G29.0	657.7	657.8	657.6	659.7	661.3	664.5	666.3	669.2
G30.0	650.5	650.7	650.4	652.5	654.2	657.6	659.3	662.3
G31.0	643.1	641.8	642.9	643.6	646.8	650.3	652.2	655.3
G32.0	635.5	634.2	635.3	636.0	639.3	641.3	644.7	647.9
G33.0	627.7	626.3	627.5	628.2	631.6	633.7	637.1	638.8
G34.0	618.2	618.3	619.6	620.3	623.7	625.8	629.3	631.1
G35.0	610.1	610.2	609.8	612.2	614.0	617.8	619.8	623.3
G36.0	601.7	601.8	601.5	603.9	605.8	609.6	611.6	615.1
G37.0	593.2	591.5	592.9	595.4	597.2	601.2	603.3	606.8
G38.0	584.5	582.8	584.2	585.0	588.6	590.9	594.8	598.3
G39.0	575.7	574.0	575.4	576.2	579.8	582.2	586.1	588.0

C Plane : 0.0-360.0:22.5

Test Lab : TB

Test Type : Type C

Test By : ZK

Test Distance : 5.751 m

Gamma : 0.0-180.0:1.0

Measurement System : GMS-5000 (E412011U)

Temperature : 25.0°C Humidity : 65.0%

Review By :TMI

**Light Distribution Data**

Unit: cd

G\C	C180.0	C202.5	C225.0	C247.5	C270.0	C292.5	C315.0	C337.5
G40.0	564.9	565.0	566.4	567.2	570.9	573.3	577.3	579.2
G41.0	555.7	555.7	555.4	558.0	560.0	564.2	568.2	570.2
G42.0	546.2	546.3	545.9	548.7	550.6	554.9	557.1	561.0
G43.0	536.5	536.6	536.2	539.0	541.1	545.4	547.5	551.5
G44.0	526.6	524.7	526.2	529.1	531.3	535.6	537.8	541.9
G45.0	516.5	514.6	516.2	517.0	521.3	523.6	527.9	530.0
G46.0	504.1	504.2	505.8	506.7	511.0	513.4	517.7	519.8
G47.0	493.5	493.6	493.1	496.2	498.4	502.9	507.2	509.4
G48.0	482.8	482.9	482.4	485.5	487.7	492.3	494.6	498.9
G49.0	472.0	472.1	471.6	474.7	476.9	481.5	483.9	488.2
G50.0	461.0	459.0	460.7	463.8	465.9	470.7	473.0	477.4
G51.0	449.8	447.7	449.5	450.4	454.8	457.3	461.9	466.3
G52.0	438.5	436.4	438.1	439.0	443.4	446.0	450.7	452.7
G53.0	424.7	424.9	426.7	427.6	432.0	434.6	439.3	441.3
G54.0	413.2	413.4	412.9	416.1	418.1	423.0	427.8	429.8
G55.0	401.5	401.7	401.2	404.3	406.4	411.4	413.9	418.1
G56.0	389.6	389.8	389.3	392.5	394.6	399.6	402.0	406.2
G57.0	377.6	375.4	377.2	378.1	382.6	387.6	390.1	394.2
G58.0	365.6	363.3	365.1	366.0	370.5	373.1	378.0	382.1
G59.0	353.5	351.2	353.0	353.9	358.4	361.0	365.9	367.5
G60.0	338.8	339.0	338.4	341.6	343.7	348.7	353.7	355.2
G61.0	326.4	326.6	326.0	329.3	331.3	336.3	338.8	342.7
G62.0	313.9	314.1	313.4	316.7	318.8	323.8	326.3	330.2
G63.0	301.4	299.1	300.9	301.7	306.3	311.3	313.7	317.5
G64.0	289.0	286.6	288.4	289.2	293.8	296.3	301.2	304.9
G65.0	276.4	274.0	275.8	276.6	281.2	283.7	288.6	289.7
G66.0	261.2	261.3	263.2	263.9	268.6	271.0	275.9	276.8
G67.0	248.5	248.6	247.9	251.2	253.3	258.2	263.0	263.8
G68.0	235.9	236.0	235.2	238.5	240.6	245.5	247.7	250.9
G69.0	223.4	223.4	222.6	225.9	228.0	232.9	234.9	238.1
G70.0	210.8	208.3	210.1	210.8	215.4	220.2	222.1	225.2
G71.0	198.2	195.7	197.5	198.2	202.7	205.0	209.3	209.7
G72.0	185.7	183.2	184.9	185.7	190.1	192.3	196.5	196.9
G73.0	170.9	170.9	172.6	173.3	177.6	179.9	183.8	184.1
G74.0	158.7	158.7	158.0	161.0	162.9	167.5	171.3	171.6
G75.0	146.5	146.6	145.8	149.0	150.7	155.2	156.3	159.1
G76.0	134.5	132.2	133.9	134.6	138.6	143.0	144.0	146.6
G77.0	122.7	120.5	122.1	122.8	126.7	128.6	131.9	134.3
G78.0	111.2	109.0	110.7	111.3	115.1	116.9	120.0	122.3
G79.0	97.7	97.8	99.4	100.1	103.8	105.5	108.3	108.2

C Plane : 0.0-360.0:22.5

Test Lab : TB

Test Type : Type C

Test By : ZK

Test Distance : 5.751 m

Gamma : 0.0-180.0:1.0

Measurement System : GMS-5000 (E412011U)

Temperature : 25.0°C

Humidity : 65.0%

Review By :TMI

**Light Distribution Data**

Unit: cd

G\C	C180.0	C202.5	C225.0	C247.5	C270.0	C292.5	C315.0	C337.5
G80.0	86.7	86.9	86.4	89.2	90.6	94.3	96.9	96.7
G81.0	75.9	76.1	75.7	78.5	79.8	83.3	83.5	85.4
G82.0	65.5	65.7	65.4	68.1	69.4	72.6	72.6	74.4
G83.0	55.4	53.7	55.5	56.1	59.3	62.3	62.2	63.7
G84.0	45.7	44.1	45.9	46.6	49.7	50.5	52.2	51.5
G85.0	34.7	34.9	36.7	37.4	40.4	41.1	42.5	41.7
G86.0	26.0	26.2	26.3	28.7	29.7	32.0	33.3	32.4
G87.0	18.0	18.3	18.6	20.8	21.6	23.5	24.5	23.5
G88.0	11.6	11.8	12.3	14.3	15.0	16.3	15.3	15.4
G89.0	6.6	6.1	7.5	8.2	9.6	10.7	9.7	9.1
G90.0	3.0	3.1	4.2	4.7	5.5	5.8	6.0	5.0
G91.0	1.9	1.9	2.4	2.6	2.9	3.0	3.3	2.6
G92.0	1.6	1.7	1.8	1.9	2.0	1.9	1.9	1.7
G93.0	1.6	1.6	1.6	1.7	1.7	1.6	1.5	1.5
G94.0	1.7	1.7	1.7	1.7	1.7	1.6	1.6	1.6
G95.0	1.8	1.8	1.8	1.8	1.7	1.7	1.7	1.7
G96.0	1.9	1.9	1.8	1.9	1.8	1.8	1.8	1.8
G97.0	1.9	1.9	2.0	2.0	1.9	1.9	1.8	1.8
G98.0	2.1	2.0	2.0	2.0	2.0	2.0	1.9	1.9
G99.0	2.2	2.1	2.1	2.1	2.1	2.1	2.0	2.0
G100.0	2.2	2.2	2.2	2.2	2.2	2.2	2.1	2.1
G101.0	2.4	2.3	2.3	2.3	2.3	2.3	2.2	2.2
G102.0	2.4	2.4	2.4	2.4	2.4	2.4	2.3	2.3
G103.0	2.5	2.5	2.5	2.5	2.5	2.5	2.4	2.4
G104.0	2.7	2.6	2.6	2.6	2.6	2.6	2.5	2.5
G105.0	2.7	2.7	2.7	2.7	2.7	2.7	2.6	2.6
G106.0	2.9	2.8	2.8	2.8	2.8	2.8	2.7	2.7
G107.0	3.0	2.9	2.9	2.9	2.9	2.9	2.8	2.8
G108.0	3.1	3.0	3.0	3.0	3.0	3.0	2.9	2.9
G109.0	3.2	3.1	3.1	3.1	3.1	3.1	3.0	3.0
G110.0	3.3	3.2	3.2	3.2	3.2	3.2	3.1	3.1
G111.0	3.4	3.3	3.3	3.3	3.3	3.3	3.2	3.2
G112.0	3.5	3.4	3.4	3.4	3.5	3.4	3.3	3.3
G113.0	3.6	3.5	3.5	3.5	3.5	3.5	3.4	3.4
G114.0	3.7	3.6	3.6	3.6	3.6	3.5	3.5	3.5
G115.0	3.8	3.7	3.7	3.7	3.8	3.7	3.6	3.6
G116.0	3.9	3.8	3.8	3.8	3.8	3.8	3.7	3.7
G117.0	4.0	3.9	3.9	3.9	3.9	3.8	3.8	3.8
G118.0	4.1	4.0	4.0	4.0	4.1	3.9	3.9	3.9
G119.0	4.2	4.1	4.1	4.1	4.1	4.0	4.0	4.0

C Plane : 0.0-360.0:22.5

Test Lab : TB

Test Type : Type C

Test By : ZK

Test Distance : 5.751 m

Gamma : 0.0-180.0:1.0

Measurement System : GMS-5000 (E412011U)

Temperature : 25.0°C Humidity : 65.0%

Review By :TMI

**Light Distribution Data**

Unit: cd

G\C	C180.0	C202.5	C225.0	C247.5	C270.0	C292.5	C315.0	C337.5
G120.0	4.3	4.2	4.2	4.2	4.3	4.1	4.1	4.1
G121.0	4.4	4.3	4.2	4.3	4.4	4.2	4.2	4.2
G122.0	4.5	4.4	4.3	4.4	4.4	4.3	4.2	4.3
G123.0	4.6	4.5	4.4	4.5	4.5	4.4	4.4	4.4
G124.0	4.7	4.6	4.5	4.6	4.7	4.5	4.5	4.5
G125.0	4.8	4.7	4.6	4.7	4.7	4.6	4.5	4.6
G126.0	4.9	4.7	4.7	4.9	4.9	4.7	4.6	4.7
G127.0	5.0	4.9	4.8	4.9	4.9	4.8	4.7	4.8
G128.0	5.1	5.0	4.9	5.0	5.0	4.9	4.8	4.9
G129.0	5.2	5.0	5.0	5.1	5.1	5.0	4.8	5.0
G130.0	5.4	5.1	5.1	5.2	5.2	5.1	4.9	5.1
G131.0	5.5	5.2	5.1	5.3	5.3	5.3	5.0	5.1
G132.0	5.6	5.3	5.2	5.4	5.4	5.3	5.1	5.2
G133.0	5.7	5.4	5.3	5.4	5.5	5.4	5.2	5.3
G134.0	5.8	5.5	5.4	5.5	5.5	5.5	5.3	5.4
G135.0	5.8	5.6	5.4	5.6	5.6	5.6	5.4	5.4
G136.0	5.9	5.6	5.6	5.7	5.7	5.7	5.4	5.5
G137.0	6.0	5.7	5.7	5.7	5.8	5.7	5.5	5.6
G138.0	6.0	5.8	5.8	5.7	5.8	5.8	5.6	5.7
G139.0	6.1	5.9	5.9	5.8	5.9	5.9	5.7	5.8
G140.0	6.2	6.1	5.9	5.9	6.0	6.0	5.7	5.9
G141.0	6.2	6.2	6.0	6.0	6.1	6.1	5.8	6.0
G142.0	6.3	6.3	6.1	6.0	6.2	6.1	5.9	6.1
G143.0	6.4	6.4	6.2	6.1	6.3	6.2	6.0	6.2
G144.0	6.4	6.5	6.3	6.3	6.5	6.3	6.1	6.2
G145.0	6.5	6.7	6.5	6.4	6.6	6.4	6.3	6.3
G146.0	6.5	6.7	6.5	6.5	6.6	6.5	6.4	6.5
G147.0	6.6	6.8	6.5	6.6	6.7	6.6	6.4	6.6
G148.0	6.6	6.9	6.6	6.6	6.8	6.7	6.5	6.6
G149.0	6.7	6.9	6.6	6.7	6.9	6.8	6.6	6.7
G150.0	6.8	7.0	6.7	6.8	7.0	6.8	6.7	6.7
G151.0	6.8	7.0	6.8	6.8	7.0	6.9	6.8	6.8
G152.0	6.9	7.1	6.8	6.9	7.1	7.0	6.8	6.8
G153.0	7.0	7.1	6.9	7.0	7.1	7.1	6.9	6.9
G154.0	7.0	7.2	6.9	7.0	7.2	7.1	6.9	6.9
G155.0	7.1	7.2	7.0	7.1	7.3	7.2	7.0	6.9
G156.0	7.1	7.2	7.1	7.2	7.3	7.2	7.0	6.9
G157.0	7.2	7.2	7.1	7.2	7.4	7.3	7.1	7.0
G158.0	7.3	7.3	7.2	7.2	7.4	7.4	7.2	7.0
G159.0	7.3	7.3	7.2	7.3	7.5	7.4	7.2	7.0

C Plane : 0.0-360.0:22.5

Test Lab : TB

Test Type : Type C

Test By : ZK

Test Distance : 5.751 m

Gamma : 0.0-180.0:1.0

Measurement System : GMS-5000 (E412011U)

Temperature : 25.0°C

Humidity : 65.0%

Review By :TMI



**Light Distribution Data**

Unit: cd

G\C	C180.0	C202.5	C225.0	C247.5	C270.0	C292.5	C315.0	C337.5
G160.0	7.3	7.4	7.3	7.4	7.5	7.5	7.2	7.1
G161.0	7.4	7.4	7.4	7.4	7.6	7.5	7.3	7.2
G162.0	7.5	7.5	7.4	7.5	7.6	7.5	7.3	7.2
G163.0	7.5	7.5	7.4	7.5	7.7	7.6	7.4	7.3
G164.0	7.6	7.5	7.5	7.5	7.7	7.6	7.5	7.3
G165.0	7.6	7.6	7.5	7.6	7.8	7.7	7.5	7.4
G166.0	7.7	7.6	7.6	7.6	7.8	7.7	7.5	7.4
G167.0	7.7	7.7	7.6	7.7	7.8	7.7	7.6	7.5
G168.0	7.8	7.7	7.6	7.7	7.8	7.7	7.6	7.5
G169.0	7.8	7.8	7.6	7.7	7.9	7.8	7.7	7.5
G170.0	7.9	7.8	7.7	7.7	7.9	7.8	7.7	7.6
G171.0	7.9	7.8	7.7	7.8	8.0	7.8	7.7	7.6
G172.0	7.9	7.8	7.7	7.8	8.0	7.9	7.7	7.7
G173.0	8.0	7.8	7.8	7.8	8.0	7.9	7.8	7.7
G174.0	8.0	7.8	7.8	7.8	8.0	7.9	7.8	7.7
G175.0	8.0	7.9	7.8	7.8	8.1	7.9	7.8	7.8
G176.0	8.0	7.9	7.8	7.9	8.1	7.9	7.8	7.8
G177.0	8.1	7.9	7.9	7.9	8.1	7.9	7.8	7.8
G178.0	8.1	7.9	7.9	7.9	8.1	7.9	7.9	7.8
G179.0	8.1	7.9	7.9	7.9	8.1	7.9	7.9	7.8
G180.0	8.1	7.9	7.9	7.9	8.1	7.9	7.9	7.8